

## PY2022 CAPER Executive Summary & Highlights

### Introduction

Each year Harris County through the Harris County Community Services Department (HCCSD) must report on the use of U.S. Department of Housing and Urban Development (HUD) entitlement funds and actions in addressing the needs stated in the Consolidated Plan via the Consolidated Annual Performance and Evaluation Report (CAPER). The Harris County Program Year 2022 (PY2022) CAPER is the fourth annual performance report for the PY2019-2023 Consolidated Plan and describes progress made from March 1, 2022 to September 30, 2023 towards the goals set forth in that Consolidated Plan. Note, Harris County changed its program start from March 1<sup>st</sup> to October 1<sup>st</sup> in PY2022. In PY2022, Harris County received \$20,488,884 in Community Development Block Grant (CDBG), HOME Investment Partnerships (HOME) and Emergency Solutions Grant (ESG) funds plus an estimated \$40,600 in program income for a total of \$25,689,8954 in available funding. All projects expended entitlement funds amounting to \$22,489,600 during PY2022, which includes prior-year funding. Highlights of performance accomplishments according to specific need categories include:

#### Housing

*Assisted 13 homebuyers with direct homeownership assistance expending \$268,237.51 of HOME funds. Rehabilitated 43 owner-occupied housing units and abated 23 lead-contaminated housing units occupied by low-income persons expending \$2,638,969.69 of CDBG funds. Provided 14 units of Tenant-Based Rental Assistance (TBRA) and provided 54 supportive housing renter-occupied housing units for the homeless expending \$4,640,369.41 of HOME funds.*

#### Homelessness

*Assisted 6,785 homeless individuals and families with shelter, homeless prevention, rapid rehousing, case management and supportive services expending \$1,720,367.57 in ESG and \$1,583,855.71 in CDBG/CDBG-CV funds*

*The FY2022 Continuum of Care (CoC) collaborative application was submitted to HUD through a community ranking process that included dividing new and renewal projects into two separate tiers. The requested funding is for costs including leasing, rental assistance, supportive services, operating costs, and HMIS. The projects provide permanent housing, consisting of permanent supportive housing for homeless persons with disabilities and their families as well as Rapid Re-Housing for homeless families with children. All of the forty-two (42) projects from Tier 1 and one (1) renewal project from Tier 2 were funded for FY2022. The total amount for FY2022 CoC renewal projects in Houston/Harris County jurisdiction amounted to \$45,252,733 for Tier 1 renewal projects and \$951,884 for one new project. The total FY2022 CoC Award for Houston/Harris County totaled to \$46,204,617. See table below for ESG funded projects, services provided, number served, authorized and expended in PY22.*

#### Public Services

*Assisted 3,927 low-income persons and expended \$6,053,119.85 in CDBG/CDBG-CV public service funding for youth and seniors, transportation services, health and mental health services, subsistence payments and services for abused and neglected children.*

#### Public Facilities and Infrastructure

*Served 164 low-income persons with 15 completed water and sewer improvement projects, one flood drainage improvements projects, and one Street Improvements project. Two public facilities projects were completed in PY2022.*

#### Other Improvements

*Assisted local communities by clearing 12 abandoned homes that contributed to slum and blight in the county.*

#### Other Non-Entitlement Program Accomplishments

Harris County has also received Federal Economic Recovery and Stimulus Funds through the Housing and Economic Recovery Act (HERA), which includes the Neighborhood Stabilization Program (NSP1) and the Dodd-Frank Reform Act, which includes NSP3. The County was also in receipt of CDBG Disaster Recovery Hurricane Ike and Dolly, and 2016 Flood Allocations, 2017 Hurricane Harvey (CDBG-DR) Program funds, and CARES Act funds. These grant funds helped to stabilize and/or stimulate the local economy and recover from federally declared disasters and/or recessions. The following is a summary of the accomplishments of the specific recovery programs administered during PY2022:

- 2016 Flood Allocation CDBG-DR Funds - In PY2022, Harris County completed the 2016 Flood CDBG-DR funding and closed out the grant contract.
- 2017 Hurricane Harvey CDBG-DR Funds – To date, the Disaster Recovery program has expended \$528.25 million in CDBG-DR funding on 495 flood repair reimbursements for single-family homeowners, rehabilitated or reconstructed 132 single-family housing units, developed or preserved 1,761 assisted affordable rental units, bought out 360 homes/businesses from flood risk areas and served 198,239 persons with improved infrastructure/public facilities.
- Coronavirus Aid, Relief, and Economic Security Act (CARES ACT) Funds – In PY2022, HCCSD continued to expend special allocations of CDBG-CV and ESG-CV funds to prevent, prepare for, and respond to the coronavirus (COVID-19) through the CARES Act. The County expended \$974,386 in CDBG-CV funds and \$1,821,920 in ESG-CV funds for a total expenditure amount of \$2,796,306. In PY2022, CDBG-CV expended \$810,789 on administration and project costs, and ESG-CV expended \$2,523,029 on administration costs.
- HOME-ARP – In 2021, Harris County was allocated \$16,747,366 in Home Investment Partnerships Grant – American Rescue Plan (HOME-ARP) funds and \$2,516,154.90 was expended on administration and planning. In PY2022, the County completed the HOME-ARP Allocation Plan and it was approved by HUD. As stated in the HOME-ARP Allocation Plan CSD developed a request for applications/proposals for release in late September 2023 to carry-out the project activities outlined in the Plan.

As indicated by program accomplishments, Harris County continued to make strides in promoting affordable housing and providing a suitable living environment for its low-income citizens during PY2022.

## **Affirmatively Furthering Fair Housing**

As part of the PY2019-2023 Consolidated Plan, Harris County also completed a Regional Analysis of Impediments (AI) to Fair Housing Choice Plan. The AI Plan discusses actions taken over a five-year period to affirmatively further fair housing, overcome obstacles in meeting underserved needs, eliminate barriers to affordable housing, enhance coordination, and reduce the number of persons living below the poverty level. There were many opportunities for citizen participation and public comment throughout the development of the AI Plan. The AI Plan was built on citizen participation, cooperation, and collaboration that was an expression of community leaders, educators, developers, nonprofit workers, and government officials, and—most importantly—the views of residents living in Harris County's low-income communities. Harris County conducted over (20) community meetings, provided (3) different community surveys, and attended (12) community events, and distributed information and discussed the communities needs and priorities for Harris County. The AI Plan was submitted along with the PY2019-2023 Consolidated Plan and the PY2019 Annual Action Plan to HUD on May 17, 2019.

## **Compliance**

Regarding the administration of HUD entitlement funding, HCCSD has worked diligently to comply with HUD regulations and monitoring guidelines. Annual accomplishments are monitored to determine progress towards Consolidated Plan goals and objectives. Staff actively monitors grant funding account balances, expenditures for timeliness, and submits project data in the Integrated Disbursement and Information System (IDIS). HCCSD will continue to work with HUD to increase the efficient use of federal funds to serve low-income residents in Harris County.

The CAPER is due to HUD 90 days after the end of the program year by December 29, 2023.

## **PY2022 CAPER Highlights**

The Program Year 2022 Consolidated Annual Performance and Evaluation Report (CAPER) describes Harris County's use of Community Development Block Grant (CDBG), HOME Investment Partnerships (HOME) and Emergency Solutions Grant (ESG) funds, which are grants generated by tax dollars to improve the quality of life for county residents. Accomplishments reported in this document were made between March 1, 2022 and September 30, 2023. These accomplishments were made within the Harris County service area, which includes unincorporated Harris County and a variety of small cities within the county that have signed cooperative agreements of service with Harris County. These small cities are referred to as Cooperative Cities. The cities of Houston, Pasadena, and Baytown utilize their own community development resources and therefore are not within the Harris County service area. All Harris County U.S. Department of Housing and Urban Development (HUD) entitlement resources are dedicated predominantly to improve living conditions for low-income individuals and reduce slum and blight.

## **Why is the CAPER Important?**

Simply put, a large majority of resources discussed within the CAPER either directly or indirectly

flow from tax dollars. This alone warrants a need to use funds and other resources as wisely and prudently as possible. The CAPER reports to the general public and HUD the actual method in which resources were made available for use. In so doing, it provides an additional forum for community input into the community development process. The CAPER also ensures accountability by providing a detailed account of the provision of services by Harris County. Equally important is the fact that the CAPER is an evaluation instrument. It provides a summary of Harris County's performance as a HUD entitlement fund service provider, complete with strengths and weaknesses. It requires the participating jurisdiction to conduct a self-assessment, asking the questions: How well did the county utilize its HUD resources? Could more people have been served? Further, the CAPER provides a means by which HUD can ensure that agencies pursue and attain the proper and efficient use of resources.

The CAPER includes 1) a table of Consolidated Plan Annual Progress, 2) a summary of accomplishments, 3) an assessment of performance, and 4) a discussion of citizen participation. Each topic is developed so that the process is understandable to members of the general public. For PY2022, Harris County received funds through three formula grants issued by HUD: Community Development Block Grant (CDBG), Emergency Solutions Grant (ESG), and the HOME Investment Partnerships Program (HOME). Projects and partnerships funded through Harris County programs often include substantial public and private funds leveraged to maximize success. The City of Houston Housing and Community Development Department was responsible for the administration of the region's Housing Opportunities for Persons with AIDS (HOPWA) allocation. In total, Harris County received \$20,488,884 in CDBG, HOME and ESG funds plus an estimated \$40,600 in program income for a total of \$25,689,8954 in available funding for PY2022. All projects expended entitlement funds amounting to \$22,489,600 during PY2022, which includes prior-year funding.

### **Accomplishments According to Consolidated Plan Need Areas**

One of the primary functions of the CAPER is to report on an entitlement community's annual efforts to implement its Consolidated Plan. Implementation of the Plan is measured through the accomplishments attained through projects and programs implemented during the program year.

However, due to the extraordinary circumstances encountered over the past three years with the COVID-19 Pandemic, Harris County communities and subrecipients have encountered a host of challenges. Many of our funded programs that provided needed services for the homeless, children, seniors, and low-income residents were forced to suspend, cancel or delay their programs due to COVID-19 social distancing and stay-at-home protocols, which resulted in delays in meeting year-end accomplishments and expenditures for Program Year 2022.

Table 1 summarizes Harris County's PY2022 efforts including accomplishments according to the needs and strategies reported in the Harris County 2019-2023 Consolidated Plan. The priority needs areas stated in the Consolidated Plan include: Public Facilities and Improvements, Economic Development, Homelessness, Housing, Other and Planning, Infrastructure, and Public

Services.

**Table 1. Accomplishments According to Consolidated Plan Need Areas**

Priority Needs	Authorized	Expended	Total Served**
Homeless*	\$10,052,130.24	\$3,009,796.87	6,785
Housing	\$15,373,367.56	\$7,547,576.61	149
Public Facilities	\$5,400,601.87	\$1,627,334.93	0
Infrastructure	\$21,154,796.28	\$9,284,602.32	164
Clearance and Demolition	\$450,000.00	\$163,488.06	12
Public Services	\$10,242,434.03	\$6,053,119.85	3,927
<b>Total</b>	<b>\$62,673,329.98</b>	<b>\$24,676,121.77</b>	<b>11,037</b>

\*Includes CDBG, CDBG-DC and ESG Homeless Projects under matrix codes 03T.

\*\*Total includes units for both individual persons and households served.

## Affordable Housing Accomplishments

Furthering affordable housing encompasses one of the primary purposes of HUD and is, therefore a major component in reporting and evaluating performance. The tables below summarize Harris County's efforts to further affordable housing during PY2022. These achievements utilized CDBG and HOME funds to promote the availability of affordable housing and increase the amount of decent, safe housing stock. Table 2 identifies affordable housing accomplishments by persons, housing units, and amounts authorized and expended. Table 3 identifies housing accomplishments according to income, and Table 4 identifies accomplishments by race and ethnicity.

**Table 2. Summary of Affordable Housing Accomplishments**

Activity (HUD Matrix Code)	Number of Projects	Total Served PY22	HOME Assisted Owners	CDBG Assisted Owners	HOME Assisted Renters	CDBG Assisted Renters	Amount Authorized	Expended in PY22
Direct Homeownership Assistance (13)	1	13	13	0	0	0	\$906,771.44	\$268,237.51
Construction of Housing (12)	4	54	0	0	54	0	\$7,943,580.77	\$3,947,077.64
Rehabilitation/Health & Safety Single Unit Residential (14A)	7	45	2	43	0	0	\$4,678,856.45	\$2,178,705.18
Lead-Based/Lead Hazard Test (14I)	3	23	0	23	0	0	\$1,031,082	\$460,264.51
Tenant Based Rental Assistance (05S)	1	14	0	0	14	0	\$813,076.90	\$693,291.77
<b>Total</b>	<b>16</b>	<b>149</b>	<b>15</b>	<b>66</b>	<b>68</b>	<b>0</b>	<b>15,373,367.56</b>	<b>7,547,576.61</b>

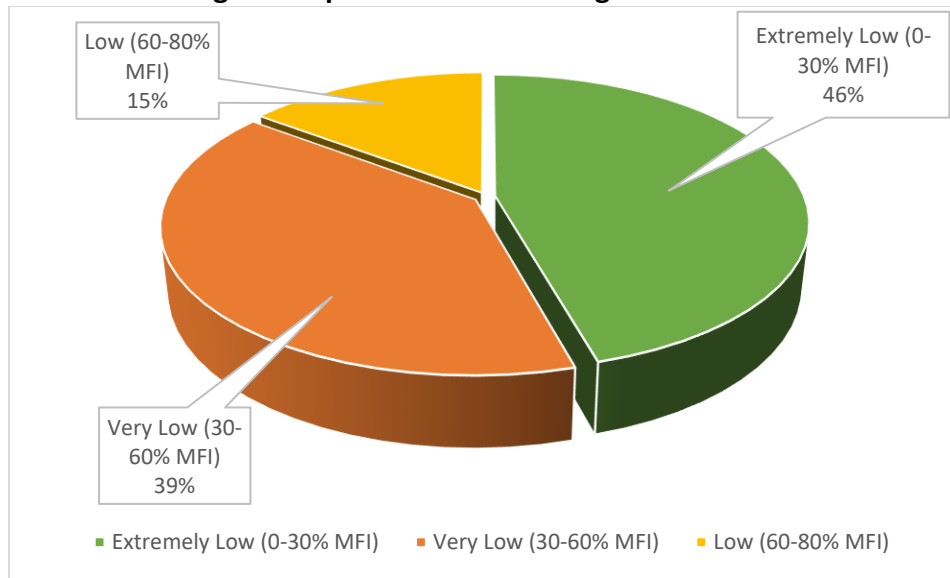
*Note: Categories contain past year projects making final draws.*

**Table 3. Housing Accomplishments According to Income**

Priority Need Category	Units
<b>Owners: (80) households</b>	
Extremely Low (0-30% MFI)	23
Very Low (30-60% MFI)	41
Low (60-80% MFI)	17
<b>Renters: (68) households</b>	
Extremely Low (0-30% MFI)	45
Very Low (30-60% MFI)	18
Low (60-80% MFI)	5
<b>Total</b>	<b>149</b>

\*The MFI (Median Family Income) is based on a family of four.

**Chart 1: Housing Accomplishments According to Income**



According to Chart 1 and Table 3, Housing Accomplishments According to Income, of the 149 households that received housing assistance, 46 percent were extremely low-income (0-30%), 39 percent were very low-income (30-60%), and 15 percent were low-income (60-80%).

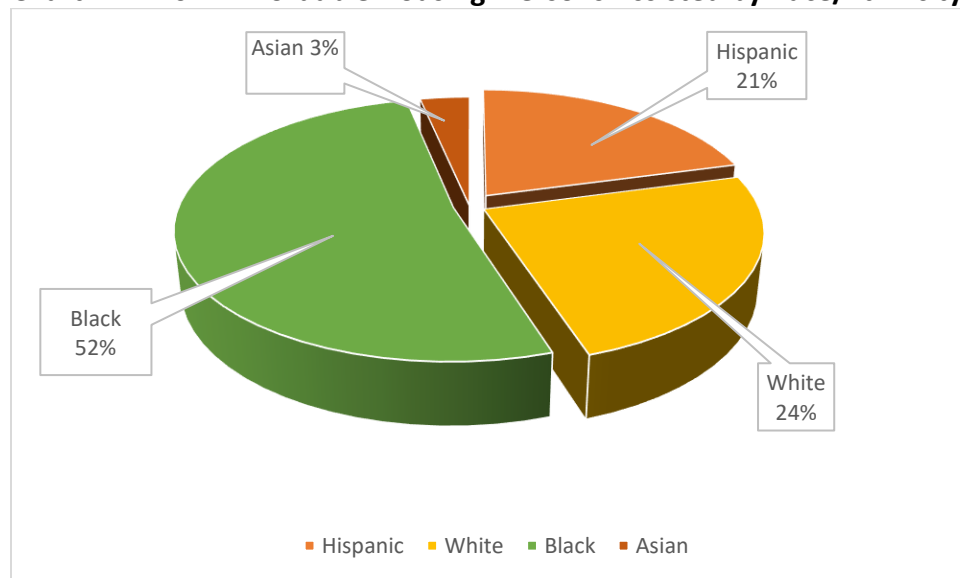
**Table 4. Housing Accomplishments According to Race/Ethnicity**

Housing by Race/Ethnicity	
Hispanic	31
Non-Hispanic	106
White	36
Black	77
Asian	5
American Indian or American Native	0
Native Hawaiian or Other Pacific Islander	0
Other	0
Multi-race	0
Total	149

According to Chart 2 and Table 4 Affordable Housing Persons by Race and Ethnicity, out of the 149 persons receiving housing assistance in PY2022, 52 percent are Black, 24 percent are White, 21 percent are Hispanic, and 3 percent are Asian. HCCSD provided these persons with direct

homeownership, housing construction, housing rehabilitation, lead-based paint abatement, and tenant-based rental assistance.

**Chart 2: PY2022 Affordable Housing: Persons Assisted by Race/Ethnicity**



### CDBG Specific Accomplishments

CDBG funds, which include the majority of Harris County entitlement funds reported in this document, were established to provide eligible services and other activities specifically for improving the quality of life for low-income persons. This section of the CAPER is dedicated to summarizing CDBG program accomplishments in community development areas of eligible activities that include public services, public facilities and infrastructure, housing, homelessness, economic development, and clearance and demolition.

#### Public Services

CDBG/CDBG-CV public service projects primarily benefited low-income limited residents and programs that primarily benefit persons who are elderly, disabled, youth, receive transportation assistance, or may be abused or neglected children. According to Table 5, these projects expended \$6,053,119.85 and 3,927 persons were assisted in the PY2022 CAPER.

**Table 5. Public Service Projects Accomplishments**

Priority Need Category/Matrix Code	Projects Funded	Projects Completed	Amount Authorized	Amount Expended	Total Assisted
Senior Services (05A)	12	10	\$ 679,810.80	\$ 215,273.19	1,163
Youth Services (05D)	6	4	\$ 294,705.14	\$ 67,030.80	620
Transportation (05E)	3	2	\$ 1,604,342.72	\$ 607,500.00	288
Career Education Program (05H)	3	3	\$ 830,706.02	\$ 391,328.42	0
Crime Awareness (05I)	1	0	\$ 100,000.00	\$ 80,463.44	15



Health Services (05M)	1	1	\$ 50,114.91	\$ -	0
Abused & Neglected Children (05N)	3	1	\$ 205,050.00	\$ 140,050.00	1,034
Mental Health Services (05O)	2	1	\$ 2,477,704.44	\$ 1,321,145.81	807
Subsistence Payments (05Q)	1	0	\$ 4,000,000.00	\$ 3,230,328.19	0
<b>Total</b>	<b>32</b>	<b>22</b>	<b>\$10,242,434.03</b>	<b>\$ 6,053,119.85</b>	<b>3,927</b>

*Note: Projects remain open pending final draws.*

### Public Facilities and Infrastructure

Public facilities and infrastructure projects primarily consisted of the construction and renovation of public buildings that served a majority low-income area or a low-income limited clientele, and public works improvements located within low-income areas. According to Table 6, \$10,911,937.25 was expended on public facilities and infrastructure projects.

**Table 6. Summary of Accomplishments for Public Facilities & Infrastructure**

<b>Priority Need Category/Matrix Code</b>	<b>Projects Funded</b>	<b>Projects Completed</b>	<b>Persons Served</b>	<b>Amount Authorized</b>	<b>Amount Expended</b>
Neighborhood Facilities (03E)	1	1	0	\$ 2,091,030.32	\$ 483,053.30
Parks, Recreational Facilities (03F)	3	1	0	\$ 3,309,571.55	\$ 1,144,281.63
Flood Drainage Improvement (03I)	1	1	0	\$300,000.00	\$0
Water /Sewer Improvements (03J)	24	15	164	\$17,798,377.78	\$ 8,142,241.35
Street Improvements (03K)	1	0	0	\$ 2,647,226.50	\$ 1,141,049.13
Sidewalks & Pathways (03L)	1	0	0	\$ 409,192.00	\$ 1,311.84
<b>Total</b>	<b>32</b>	<b>19</b>	<b>164</b>	<b>\$ 26,555,398.15</b>	<b>\$ 10,911,937.25</b>

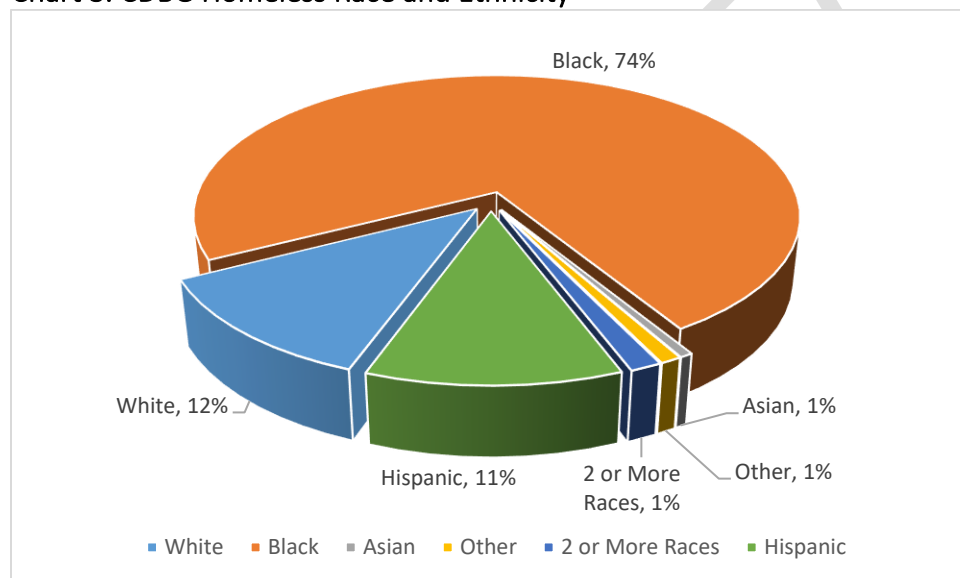
*Note: Projects with 0 persons served but include expenditures may reflect projects completed in prior reporting period, or projects still underway. Also, completed projects remain open pending final draws*

### Housing and Homeless

Under housing, Harris County expended \$2,688,320.75 in CDBG and HOME funds to serve 68 households with minor or major home repair, health and safety home repair, and lead-based paint abatement. Of that total, 38 were female head of household, 50 were elderly and 6 were disabled households in Harris County. Harris County also expended the remaining HOME funds on Tenant Based Rental Assistance (TBRA) for housing for 14 homeless individuals, families and youth aging out of foster care in Harris County. Of that total, 0 individuals were disabled and 8 were female head of household. Harris County expended \$268,237.51 to provide Downpayment Assistance for 13 clients of which 11 were female head of households.

Under homeless, Harris County expended \$1,583,855.71 in CDBG/CDBG-CV funding on 17 projects that served 3,261 homeless persons in PY2022. These services included homeless prevention services, dental restoration, and housing stability case management. Chart 3 identifies CDBG Homeless Race and Ethnicity. Note that homeless services were reported under the matrix code 03T Operating Costs of Homeless programs and 05M Health Services.

Chart 3. CDBG Homeless Race and Ethnicity



### Clearance and Demolition Activities

In PY2022, Harris County funded three projects through Harris County Public Health to conduct clearance and demolition of abandoned residential structures in the service area. The county expended \$163,488.06 in CDBG funds and 12 structures were demolished.

**Table 7. Summary of Accomplishments for Other and Economic Development Planning**

Priority Need Category/Matrix Code	Projects Funded	Projects Completed	Units Served	Amount Authorized	Amount Expended
Clearance and Demolition (04)	3	1	12	\$450,000.00	\$163,488.06
<b>Total</b>	<b>3</b>	<b>1</b>	<b>12</b>	<b>\$450,000.00</b>	<b>\$163,488.06</b>

### ESG Specific Accomplishments

Authorized by the Stewart B. McKinney Homeless Assistance Act of 1987, as amended, the ESG program funds activities to expand and improve emergency shelter, outreach and engagement, rapid re-housing, essential services, and prevention services for individuals and families who are homeless or at risk of homelessness. During PY2022, Harris County authorized \$1,074,551.98 and expended \$749,263.07 ESG dollars in assisting 3,524 homeless persons with shelter, street outreach, and rapid rehousing. Table 8 identifies the ESG accomplishments by persons served, authorized, and expended in PY2022.

**Table 8. ESG Specific Accomplishments**

Year	Local ID	Project Title	Services Provided	Served in PY22	Total Authorized	Expended in PY22
<b>2021</b>						
	2021-0031a	Coalition for the Homeless/HC	HMIS/Day Shelter	0	\$49,500.00	\$9,166.19
	2021-0031b	Covenant House Texas	Rapid Re-Housing	0	\$119,714.96	\$53,059.60
	2021-0031c	Covenant House Texas	Street Outreach	0	\$36,793.05	\$8,676.57
	2021-0031d	HCCSD Homeless Prevention	Homeless Prevention	0	\$40,000.00	\$12,473.39
	2021-0031e	HCCSD Case Management Rapid Re-Housing	Rapid Re-Housing	0	\$724,216.08)	\$462,356.74
	2021-0031f	HTC H.O.P.E. Haven	Street Outreach	0	\$49,595.66	\$17,992.54
	2021-0031g	Houston Area Women's Center-Domestic Violence Emergency Shelter	Emergency Shelter	0	\$23,878.80	\$5,840.26

	2021-0031h	The Bridge Over Troubled Waters- Emergency Housing Project	Emergency Shelter	0	\$68,601.00	\$16,926.36
		<b>Total</b>		<b>0</b>	<b>\$1,112,299.55</b>	<b>\$676,678.09</b>
<b>2022</b>	<b>Local ID</b>	<b>Project Title</b>	<b>Services Provided</b>	<b>Served in PY22</b>	<b>Total Authorized</b>	<b>Expended in PY22</b>
	2022-008a	Bay Area Turning Point - Victim Services	Emergency Shelter	387	\$100,000.00	\$76,539.58
	2022-008b	Covenant House Texas- Rapid Re-Housing (RRH)	Rapid Re-Housing	67	\$125,000.00	\$125,000.00
	2022-008c	Covenant House Texas- Street Outreach Program for Homeless Youth (SO)	Street Outreach	724	\$50,000.00	\$50,000.00
	2022-008e	HC CSD- Rapid Re-Housing (RRH)	Rapid Re-Housing	217	\$535,213.00	\$271,994.49
	2022-008f	Houston Area Women's Center- Domestic Violence Emergency Shelter (ES)	Emergency Shelter	125	\$94,830.00	\$94,830.00
	2022-008g	HTX H.O.P.E. Haven- Street Outreach (SO)	Street Outreach	1798	\$99,999.98	\$99,999.98
	2022-008i	The Bridge Over Troubled Waters Inc.	Emergency Shelter	206	\$69,509.00	\$30,899.02
<b>Total</b>				<b>3,524</b>	<b>\$1,074,551.98</b>	<b>\$749,263.07</b>
<b>Grand Total (2021 and 2021)</b>				<b>3,524</b>	<b>\$2,186,851.53</b>	<b>\$1,425,941.16</b>

*Note: Projects with 0 persons served but include expenditures may reflect projects completed in the prior reporting period, and final draws made during this reporting period. Completed projects remain open pending final draws.*

During PY2022, Habitability Standards Inspections were performed on the Emergency Solutions Grant (ESG) Shelters by HQS-certified inspectors. Table 13 summarizes the PY2022 inspection results.

**Table 9. PY2022 Habitability Standards Inspections (ESG Projects Only)**

Project	Date of Inspection	Status
Bay Area Turning Point	6/13/2022	Pass
The Bridge Over Troubled Waters	3/07/2023	Pass
Houston Area Women's Center	5/17/2023	Pass

### HOME Specific Accomplishments

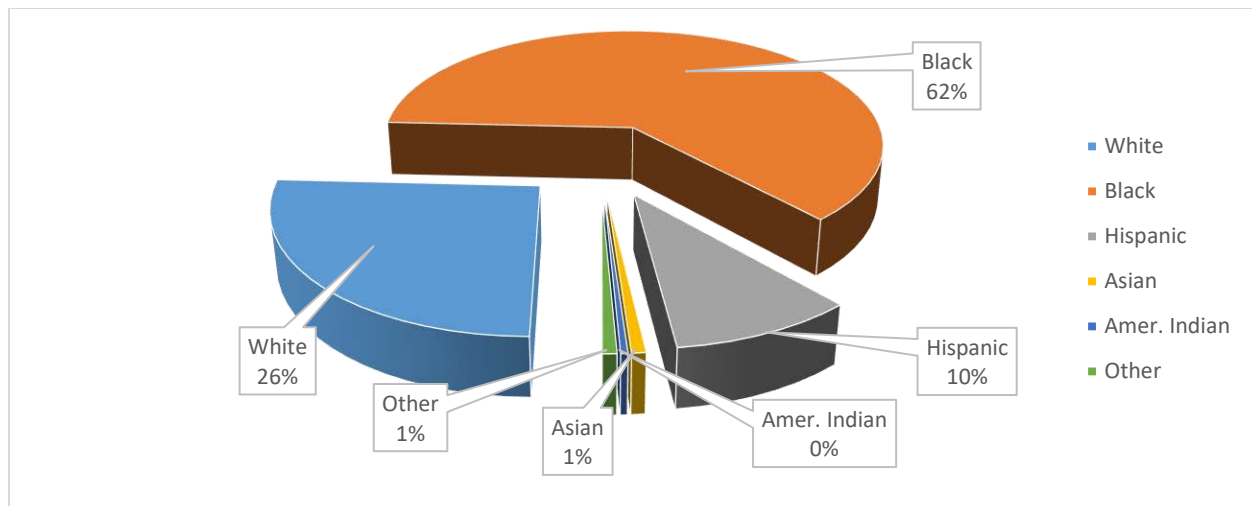
The HOME Investment Partnerships (HOME) Program was created under Title 11 of the National Affordable Housing Act of 1990, and funds activities to increase homeownership and affordable rental housing. For PY2022, HOME activities expended \$1,200,472.87 and assisted 70 low-income households with housing-related services, according to Table 10.

**Table 10. HOME Project Accomplishments**

Matrix Code	PID	Project Title	Status	Household Assisted PY 22	Total Authorized	Expended in PY22
13	2018-0032	Downpayment Assistance Program	OPEN	13	\$906,771.44	\$268,237.51
12	2017-0038	The Men's Center - Hope Harbor	OPEN	54	\$2,739,461.75	\$392,287.00
14A	2019-0033	HCCSD - Major Rehab/Reconstruction	OPEN	2	\$223,763.95	\$114,894.10
05S	2016-0037	HOME Tenant-Based Rental Assistance Project	OPEN	14	\$813,076.90	\$693,291.77
	<b>Total</b>			<b>83</b>	<b>\$4,683,074.04</b>	<b>\$1,468,710.38</b>

In PY2022, the marketing efforts of HOME-funded projects that provided rental units were analyzed. Chart 4 and Table 4 identify and summarize the race and ethnicity of tenants of HOME-assisted affordable housing units.

**Chart 4: HOME Assisted Rental Units by Race & Ethnicity**



**Table 11. PY2022 HOME-Assisted Rental Units by Ethnicity (Occupied Units Only)**

Project	White	Black	Hispanic	Asian	Amer. Indian	Black/White	Other	Total
Baybrook Park	11	2	2				1	16
Cornerstone Village		34					1	35
Cypresswood Estates	3	65	6				1	75
HomeTowne at Tomball	41	1	1	1				44
Hope Harbor	21	26	6	1				54
Jane Cizik Garden Place	8	13	2					23
Louetta Village	15	25	3	1			1	45
Magnolia Estates	5	21	4					30
Men's Center Residential Hall	16	21	2				1	45
Mid Towne II	1	1	1				1	4
Northland Woods		26	7					33
Pilgrim Place II	2	6	2					10
Primrose at Bammel	9	30	1	1				41
Retreat at Westlock	45	18	6	1				70
Sierra Meadows	5	30	11					46
Temenos Place Apts. II	4	32	3	1				40
Villas at Eastwood	15	83	8		3		1	110
Waterside Court		34	7					41
Woodland Christian Towers	6	35	6					47
<b>Grand Totals</b>	<b>207</b>	<b>503</b>	<b>78</b>	<b>6</b>	<b>3</b>	<b>0</b>	<b>6</b>	<b>803</b>

**Table 12. PY2022 Rental Housing Inspection Summary-HOME ONLY**

Property	Inspection Date	# Assisted Units	# Passed	Status
Baybrook Park Retirement	7/19/2022, 5/17/2023	16	16	Passed
Cornerstone Village	5/25/2022, 2/14/2023, 2/23/2023	35	35	Passed
Cypresswood Estates	8/12-16/2022, 9/30/2022	75	75	Passed
HomeTowne at Tomball	9/1/2022, 10/7/2022, 10/13/2022	44	44	Passed
Hope Harbor	9/30/2022, 10/3/2022, 4/17/2023	62	62	Passed
Jane Cizik Garden Place	7/20/2022, 7/27/2022, 9/15/2022	25	25	Passed
Louetta Village	7/6/2022, 2/27/2023, 8/23/2023	45	45	Passed
Magnolia Estates	5/2/2022, 6/15/2022, 6/16/2022	30	30	Passed
Men's Center Residential Hall	6/24/2022, 10/24/2022	25	25	Passed
Mid-Towne II	5/6/2022	4	4	Passed
Northland Woods	5/31/2022, 6/1/2022, 6/6/2022	33	33	Passed
Pilgrim Place II	6/3/2022, 7/7/2022	10	10	Passed
Primrose at Bammel	6/29/2022, 7/5/2022, 2/27/2023, 6/20/2023	45	45	Passed
Sierra Meadows	8/19/2022, 9/9/2022	50	50	Passed
The Retreat at Westlock	6/21/2022, 3/31/2022, 7/5/2023, 9/7/2023	72	72	Passed
Temenos Place Apart II	5/17/2022, 5/26/2022	41	41	Passed
The Villas at Eastwood	6/7-9/2023, 9/6/2023, 9/21/2023	110	109	Passed
Waterside Court	5/17/2022, 9/21/2022, 9/23/2022	41	41	Passed
Woodland Christian Towers	7/1/2022, 7/15/2022	49	49	Passed



## HUD ESG CAPER

Report: CAPER

Period: 3/1/2022 - 9/30/2023

Your user level here: Data Entry and Account Admin

Contains all user-entered forms and aggregate CAPER-CSV data.

**Report Date Range**

3/1/2022 to 9/30/2023

**Contact Information**

First Name	Walter
Middle Name	McLendon
Last Name	Peacock
Suffix	
Title	
Street Address 1	8410 Lantern Point Dr
Street Address 2	
City	Houston
State	Texas
ZIP Code	77054
E-mail Address	walter.peacock@csd.hctx.net
Phone Number	(832)927-4867
Extension	
Fax Number	

**Project types carried out during the program year**

Components	Projects	Total Persons Reported	Total Households Reported
Emergency Shelter - Entry Exit	0	0	0
Emergency Shelter - Night-by-Night	3	718	369
Day Shelter	0	0	0
Transitional Housing	0	0	0
<b>Total Emergency Shelter Component</b>	<b>3</b>	<b>718</b>	<b>369</b>
Total Street Outreach	2	2522	2482
Total PH - Rapid Re-Housing	2	284	198
Total Homelessness Prevention	0	0	0



## Grant Information

<b>Emergency Shelter Rehab/Conversion</b>	
Did you create additional shelter beds/units through an ESG-funded rehab project	No
Did you create additional shelter beds/units through an ESG-funded conversion project	No
<b>Data Participation Information</b>	
Are there any funded projects, except HMIS or Admin, which are <u>not listed on the Project, Links and Uploads form</u> ? This includes projects in the HMIS and from VSP	No

## Project Outcomes

*Project outcomes are required for all CAPERS where the program year start date is 1-1-2021 or later. This form replaces the narrative in CR-70 of the eCon Planning Suite.*

From the Action Plan that covered ESG for this reporting period copy and paste or retype the information in Question 5 on screen AP-90: "Describe performance standards for evaluating ESG."

In consultation with the Coalition for the Homeless of Houston/Harris County and other Emergency Solutions Grants grantees with the Continuum, Harris County has developed the following performance standards for Emergency Shelters, Homelessness Prevention, Rapid Re-Housing, and is developing standards for Street Outreach and HMIS activities.

For all standards, the initial data collection will be used to establish baseline data. The progress towards outcomes will later be used to establish the community standard for achieving those outcomes. Emergency Shelters performance will be based on the community outcomes below.

- Number and % of people exiting to a known place
- Number and % of people assisted in overcoming a specific barrier to obtaining housing
- Number and % of people who increase income from entry to exit in emergency housing programs

For Homelessness Prevention and Rapid Re-Housing, the Continuum has decided to use the same performance standards to help measure the success of these interventions for the community. The County recognizes that clients who receive Rapid Re-Housing assistance will have a separate set of needs and likely higher barriers to maintaining permanent housing, so the outcome goals will be different, even though the measures for both programs are the same.

- Number and % of households exiting to each housing type or unknown place
- Number and % of people who increase income from entry to exit in emergency housing programs
- Number and % of households permanently housed 30 days after exiting the program
- Number and % of households who reappear in the shelter system

Harris County and other ESG grantees in the Continuum of Care have been and will continue working together to develop standards for performance, collaborative funding efforts, and service delivery. As part of increasing coordination among providers, the CoC/The Way Home CoC Steering Committee is the primary decision-making body for the CoC and all those that participate within its structure. Numerous workgroups focusing on the categories of the System, Chronically Homeless, Veterans, Families, and Youth are actively meeting, planning/reviewing activities, and providing feedback to the Steering Committee for implementation. Harris County participates in many workgroups including but not limited to the Coordinated Access Workgroup, ESG Funders Workgroup, and PSH Pipeline Committee. The workgroups are facilitated by Coalition for the Homeless staff.

*Based on the information from the Action Plan response previously provided to HUD:*

1. Briefly describe how you met the performance standards identified in A-90 this program year. *If they are not measurable as written type in N/A as the answer.*

N/A

2. Briefly describe what you did not meet and why. *If they are not measurable as written type in N/A as the answer.*

N/A

OR

3. If your standards were not written as measurable, provide a sample of what you will change them to in the future? *If they were measurable and you answered above type in N/A as the answer.*

The performance standards written in the Annual Action Plan are measurable but not for accomplishment needs. The standards are currently written to measure the broad statements and outcomes of persons assisted. Harris County is aiming to update the written standards so that they capture accomplishments in procedural efficiency, racial/gender equity, homeless prevention success, etc. Some examples of these written measurable standards include:

Reduce the amount of persons with "Data not Collected" to less than 3% across all data collection and projects.

Decrease the number of persons exiting shelters/RRH/Homeless preventative services with mental health disorder by at least 50%.

(Q13a1,Q13b1)

Increase the amount of persons, that previously received homeless prevention assistance, i.e., shelters, case management, RRH, who establish themselves in a positive, stable environment

DRAFT

## ESG Information from IDIS

As of 11/24/2023

FY	Grant Number	Current Authorized Amount	Funds Committed By Recipient	Funds Drawn	Balance Remaining	Obligation Date	Expenditur
2023	E23UC480002	\$1,232,107.00	\$692,609.52	\$0	\$1,232,107.00	9/7/2023	9/7/2025
2022	E22UC480002	\$1,215,732.00	\$1,165,731.98	\$840,443.07	\$375,288.93	8/16/2022	8/16/2024
2021	E21UC480002	\$1,202,486.00	\$1,202,486.00	\$1,202,486.00	\$0	8/18/2021	8/18/2023
2020	E20UC480002	\$1,182,386.00	\$1,182,386.00	\$1,182,386.00	\$0	5/12/2020	5/12/2022
2019	E19UC480002	\$1,135,793.00	\$1,135,793.00	\$1,135,793.00	\$0	7/2/2019	7/2/2021
2018	E18UC480002	\$1,104,804.00	\$1,104,804.00	\$1,104,804.00	\$0	8/7/2018	8/7/2020
2017	E17UC480002	\$1,104,511.00	\$1,104,511.00	\$1,104,511.00	\$0	8/28/2017	8/28/2019
2016	E16UC480002	\$1,074,194.00	\$1,074,194.00	\$1,074,194.00	\$0	7/14/2016	7/14/2018
2015	E15UC480002	\$1,054,759.13	\$1,054,759.13	\$1,054,759.13	\$0	7/14/2015	7/14/2017
Total		\$12,024,136.13	\$11,434,638.63	\$10,416,740.20	\$1,607,395.93		

Expenditures	2023 No	2022 Yes	2021 Yes	2020 No	2019 No	2018 No
		FY2022 Annual ESG Funds for	FY2021 Annual ESG Funds for			
<b>Homelessness Prevention</b>		<b>Non-COVID</b>	<b>Non-COVID</b>			
Rental Assistance						
Relocation and Stabilization Services - Financial Assistance						
Relocation and Stabilization Services - Services						
Hazard Pay ( <i>unique activity</i> )						
Landlord Incentives ( <i>unique activity</i> )						
Volunteer Incentives ( <i>unique activity</i> )						
Training ( <i>unique activity</i> )						
<b>Homeless Prevention Expenses</b>		<b>0.00</b>	<b>0.00</b>			
		FY2022 Annual ESG Funds for	FY2021 Annual ESG Funds for			
<b>Rapid Re-Housing</b>		<b>Non-COVID</b>	<b>Non-COVID</b>			
Rental Assistance						
Relocation and Stabilization Services - Financial Assistance		<b>396,994.49</b>				
Relocation and Stabilization Services - Services						
Hazard Pay ( <i>unique activity</i> )						
Landlord Incentives ( <i>unique activity</i> )						
Volunteer Incentives ( <i>unique activity</i> )						
Training ( <i>unique activity</i> )						
<b>RRH Expenses</b>		<b>396,994.49</b>	<b>0.00</b>			
		FY2022 Annual ESG Funds for	FY2021 Annual ESG Funds for			
<b>Emergency Shelter</b>		<b>Non-COVID</b>	<b>Non-COVID</b>			
Essential Services		<b>202,268.60</b>				
Operations						
Renovation						
Major Rehab						
Conversion						
Hazard Pay ( <i>unique activity</i> )						
Volunteer Incentives ( <i>unique activity</i> )						
Training ( <i>unique activity</i> )						
<b>Emergency Shelter Expenses</b>		<b>202,268.60</b>	<b>0.00</b>			
		FY2022 Annual ESG Funds for	FY2021 Annual ESG Funds for			

Temporary Emergency Shelter	Non-COVID	Non-COVID
Essential Services		
Operations		
Leasing existing real property or temporary structures		
Acquisition		
Renovation		
Hazard Pay ( <i>unique activity</i> )		
Volunteer Incentives ( <i>unique activity</i> )		
Training ( <i>unique activity</i> )		
Other Shelter Costs		
Temporary Emergency Shelter Expenses		
	FY2022 Annual ESG Funds for	FY2021 Annual ESG Funds for
Street Outreach	Non-COVID	Non-COVID
Essential Services	149,999.98	
Hazard Pay ( <i>unique activity</i> )		
Volunteer Incentives ( <i>unique activity</i> )		
Training ( <i>unique activity</i> )		
Handwashing Stations/Portable Bathrooms ( <i>unique activity</i> )		
Street Outreach Expenses	149,999.98	0.00
	FY2022 Annual ESG Funds for	FY2021 Annual ESG Funds for
Other ESG Expenditures	Non-COVID	Non-COVID
Cell Phones - for persons in CoC/YHDP funded projects ( <i>unique activity</i> )		
Coordinated Entry COVID Enhancements ( <i>unique activity</i> )		
Training ( <i>unique activity</i> )		
Vaccine Incentives ( <i>unique activity</i> )		
HMIS		
Administration	91,180.00	
Other Expenses	91,180.00	0.00
	FY2022 Annual ESG Funds for	FY2021 Annual ESG Funds for
	Non-COVID	Non-COVID
Total Expenditures	840,443.07	0.00
Match		
Total ESG expenditures plus match	840,443.07	0.00

Total expenditures plus match for all years

## Sources of Match

	FY2022	FY2021	FY2020	FY2019	FY2018	FY2017	FY2016	FY2015
Total regular ESG plus COVID expenditures brought forward	\$840,443.07	\$0.00	\$0.00	\$0.00	\$0.00	\$0.00	\$0.00	\$0.00
Total ESG used for COVID brought forward	\$0.00	\$0.00	\$0.00	\$0.00	\$0.00	\$0.00	\$0.00	\$0.00
Total ESG used for regular expenses which requires a match	\$840,443.07	\$0.00	\$0.00	\$0.00	\$0.00	\$0.00	\$0.00	\$0.00
Match numbers from financial form	\$0.00	\$0.00	\$0.00	\$0.00	\$0.00	\$0.00	\$0.00	\$0.00
Match Percentage	0.00%	0%	0%	0%	0%	0%	0%	0%

## Match Source

FY2022 FY2021 FY2020 FY2019 FY2018 FY2017 FY2016 FY2015

Other Non-ESG HUD Funds

Other Federal Funds

State Government

Local Government

Private Funds

Other 1,088,719.99

Fees

Program Income

Total Cash Match	1,088,719.99	0.00	0.00	0.00	0.00	0.00	0.00	0.00
------------------	--------------	------	------	------	------	------	------	------

Non Cash Match

Total Match	1,088,719.99	0.00	0.00	0.00	0.00	0.00	0.00	0.00
-------------	--------------	------	------	------	------	------	------	------

## Program Income

Program income is the income received by the recipient or subrecipient directly generated by a grant supported activity. Program income is defined in 2 CFR §200.307. More information is also available in the ESG CAPER Guidebook in the resources tab above.

Did the recipient earn program income from any ESG project during the program year?

I



Office of Community Planning and Development  
U.S. Department of Housing and Urban Development  
Integrated Disbursement and Information System  
PR26 - CDBG Financial Summary Report  
Program Year 2022  
HARRIS COUNTY , TX

DATE: 11-17-23  
TIME: 14:37  
PAGE: 1

PART I: SUMMARY OF CDBG RESOURCES

01 UNEXPENDED CDBG FUNDS AT END OF PREVIOUS PROGRAM YEAR	29,583,116.81
02 ENTITLEMENT GRANT	14,018,830.00
03 SURPLUS URBAN RENEWAL	0.00
04 SECTION 108 GUARANTEED LOAN FUNDS	0.00
05 CURRENT YEAR PROGRAM INCOME	279,065.11
05a CURRENT YEAR SECTION 108 PROGRAM INCOME (FOR SI TYPE)	0.00
06 FUNDS RETURNED TO THE LINE-OF-CREDIT	0.00
06a FUNDS RETURNED TO THE LOCAL CDBG ACCOUNT	0.00
07 ADJUSTMENT TO COMPUTE TOTAL AVAILABLE	0.00
08 TOTAL AVAILABLE (SUM, LINES 01-07)	43,881,011.92

PART II: SUMMARY OF CDBG EXPENDITURES

09 DISBURSEMENTS OTHER THAN SECTION 108 REPAYMENTS AND PLANNING/ADMINISTRATION	19,595,041.95
10 ADJUSTMENT TO COMPUTE TOTAL AMOUNT SUBJECT TO LOW/MOD BENEFIT	0.00
11 AMOUNT SUBJECT TO LOW/MOD BENEFIT (LINE 09 + LINE 10)	19,595,041.95
12 DISBURSED IN IDIS FOR PLANNING/ADMINISTRATION	2,859,579.64
13 DISBURSED IN IDIS FOR SECTION 108 REPAYMENTS	0.00
14 ADJUSTMENT TO COMPUTE TOTAL EXPENDITURES	0.00
15 TOTAL EXPENDITURES (SUM, LINES 11-14)	22,454,621.59
16 UNEXPENDED BALANCE (LINE 08 - LINE 15)	21,426,390.33

PART III: LOW/MOD BENEFIT THIS REPORTING PERIOD

17 EXPENDED FOR LOW/MOD HOUSING IN SPECIAL AREAS	0.00
18 EXPENDED FOR LOW/MOD MULTI-UNIT HOUSING	0.00
19 DISBURSED FOR OTHER LOW/MOD ACTIVITIES	19,431,553.89
20 ADJUSTMENT TO COMPUTE TOTAL LOW/MOD CREDIT	0.00
21 TOTAL LOW/MOD CREDIT (SUM, LINES 17-20)	19,431,553.89
22 PERCENT LOW/MOD CREDIT (LINE 21/LINE 11)	99.17%

LOW/MOD BENEFIT FOR MULTI-YEAR CERTIFICATIONS

23 PROGRAM YEARS(PY) COVERED IN CERTIFICATION	PY: 2020 PY: 2021 PY: 2022
24 CUMULATIVE NET EXPENDITURES SUBJECT TO LOW/MOD BENEFIT CALCULATION	0.00
25 CUMULATIVE EXPENDITURES BENEFITING LOW/MOD PERSONS	0.00
26 PERCENT BENEFIT TO LOW/MOD PERSONS (LINE 25/LINE 24)	0.00%

PART IV: PUBLIC SERVICE (PS) CAP CALCULATIONS

27 DISBURSED IN IDIS FOR PUBLIC SERVICES	2,343,246.77
28 PS UNLIQUIDATED OBLIGATIONS AT END OF CURRENT PROGRAM YEAR	0.00
29 PS UNLIQUIDATED OBLIGATIONS AT END OF PREVIOUS PROGRAM YEAR	0.00
30 ADJUSTMENT TO COMPUTE TOTAL PS OBLIGATIONS	0.00
31 TOTAL PS OBLIGATIONS (LINE 27 + LINE 28 - LINE 29 + LINE 30)	2,343,246.77
32 ENTITLEMENT GRANT	14,018,830.00
33 PRIOR YEAR PROGRAM INCOME	197,291.48
34 ADJUSTMENT TO COMPUTE TOTAL SUBJECT TO PS CAP	0.00
35 TOTAL SUBJECT TO PS CAP (SUM, LINES 32-34)	14,216,121.48
36 PERCENT FUNDS OBLIGATED FOR PS ACTIVITIES (LINE 31/LINE 35)	16.48%

PART V: PLANNING AND ADMINISTRATION (PA) CAP

37 DISBURSED IN IDIS FOR PLANNING/ADMINISTRATION	2,859,579.64
38 PA UNLIQUIDATED OBLIGATIONS AT END OF CURRENT PROGRAM YEAR	0.00
39 PA UNLIQUIDATED OBLIGATIONS AT END OF PREVIOUS PROGRAM YEAR	0.00
40 ADJUSTMENT TO COMPUTE TOTAL PA OBLIGATIONS	0.00
41 TOTAL PA OBLIGATIONS (LINE 37 + LINE 38 - LINE 39 + LINE 40)	2,859,579.64
42 ENTITLEMENT GRANT	14,018,830.00
43 CURRENT YEAR PROGRAM INCOME	279,065.11
44 ADJUSTMENT TO COMPUTE TOTAL SUBJECT TO PA CAP	0.00
45 TOTAL SUBJECT TO PA CAP (SUM, LINES 42-44)	14,297,895.11
46 PERCENT FUNDS OBLIGATED FOR PA ACTIVITIES (LINE 41/LINE 45)	20.00%



Office of Community Planning and Development  
U.S. Department of Housing and Urban Development  
Integrated Disbursement and Information System  
PR26 - CDBG Financial Summary Report  
Program Year 2022  
HARRIS COUNTY, TX

DATE: 11-17-23  
TIME: 14:37  
PAGE: 2

LINE 17 DETAIL: ACTIVITIES TO CONSIDER IN DETERMINING THE AMOUNT TO ENTER ON LINE 17

No data returned for this view. This might be because the applied filter excludes all data.

LINE 18 DETAIL: ACTIVITIES TO CONSIDER IN DETERMINING THE AMOUNT TO ENTER ON LINE 18

No data returned for this view. This might be because the applied filter excludes all data.

LINE 19 DETAIL: ACTIVITIES INCLUDED IN THE COMPUTATION OF LINE 19

Plan Year	IDIS Project	IDIS Activity	Voucher Number	Activity Name	Matrix Code	National Objective	Drawn Amount
2019	35	4973	6662772	Single Family Affordable Housing Programs - New Construction	01	LMC	\$245,184.18
2019	35	4973	6674962	Single Family Affordable Housing Programs - New Construction	01	LMC	\$16,665.67
2019	35	4973	6687028	Single Family Affordable Housing Programs - New Construction	01	LMC	\$145,867.80
2019	35	4973	6720025	Single Family Affordable Housing Programs - New Construction	01	LMC	\$184,314.38
2019	35	4973	6765961	Single Family Affordable Housing Programs - New Construction	01	LMC	\$103,705.36
2019	35	4973	6783650	Single Family Affordable Housing Programs - New Construction	01	LMC	\$18,107.91
2019	35	4973	6791656	Single Family Affordable Housing Programs - New Construction	01	LMC	\$35,815.49
2019	35	4973	6796146	Single Family Affordable Housing Programs - New Construction	01	LMC	\$27,596.67
					01	Matrix Code	\$777,257.46
2019	28	5050	6663804	SER - Workforce Training Center (2019)	03E	LMC	\$250,222.21
2019	28	5050	6696724	SER - Workforce Training Center (2019)	03E	LMC	\$693.75
2019	28	5050	6777352	SER - Workforce Training Center (2019)	03E	LMC	\$205,774.65
2019	28	5050	6806137	SER - Workforce Training Center (2019)	03E	LMC	\$26,362.69
2020	27	5077	6682783	2020 PCT 3 - Sidewalks and Park Project	03E	LMA	\$296,912.08
2020	27	5077	6697081	2020 PCT 3 - Sidewalks and Park Project	03E	LMA	\$1,184.96
2020	27	5077	6795437	2020 PCT 3 - Sidewalks and Park Project	03E	LMA	\$158,033.15
					03E	Matrix Code	\$939,183.49
2022	12	5276	6797656	PCT 3 - Sidewalks and Trail Undercrossing	03F	LMA	\$506,064.72
2022	12	5276	6822952	PCT 3 - Sidewalks and Trail Undercrossing	03F	LMA	\$182,086.72
					03F	Matrix Code	\$688,151.44
2018	27	4822	6683396	HC PCT 2 - Seymour, Surlis and Lee Road Water System	03J	LMA	\$316.68
2018	27	4822	6683698	HC PCT 2 - Seymour, Surlis and Lee Road Water System	03J	LMA	\$0.03
2018	30	4808	6665109	WCID 36 WW & Lift Station Improvement Phase III	03J	LMA	\$7,947.75
2018	36	4933	6662060	Crosby MUD - Surface Water Treatment Plant (2018)	03J	LMA	\$172,773.84
2018	36	4933	6695030	Crosby MUD - Surface Water Treatment Plant (2018)	03J	LMA	\$69.96
2018	39	4935	6638730	Pine Village PUD - Lift Station No. 2 Improvements	03J	LMA	\$248,432.58
2019	24	4971	6637968	AID Zone 2 Nicar Avenue Water & Sanitary Improvements	03J	LMA	\$205,880.85
2019	24	4971	6741313	AID Zone 2 Nicar Avenue Water & Sanitary Improvements	03J	LMA	\$114,624.90
2019	24	4971	6807336	AID Zone 2 Nicar Avenue Water & Sanitary Improvements	03J	LMA	\$1,847.47
2019	27	5014	6638342	HC WCID #21 - Water and Fire Improvements (2019)	03J	LMA	\$33,583.44
2019	27	5014	6667785	HC WCID #21 - Water and Fire Improvements (2019)	03J	LMA	\$29,250.00
2019	27	5014	6687049	HC WCID #21 - Water and Fire Improvements (2019)	03J	LMA	\$70,200.00
2019	27	5014	6696570	HC WCID #21 - Water and Fire Improvements (2019)	03J	LMA	\$20,383.43
2019	27	5014	6760161	HC WCID #21 - Water and Fire Improvements (2019)	03J	LMA	\$33,914.83
2020	21	5074	6661847	PY2020 City of Jacinto City - North Side Water Mains and Fire Protection	03J	LMA	\$251,574.17
2020	21	5074	6683218	PY2020 City of Jacinto City - North Side Water Mains and Fire Protection	03J	LMA	\$100,259.80
2020	21	5074	6695932	PY2020 City of Jacinto City - North Side Water Mains and Fire Protection	03J	LMA	\$1,042.59
2020	22	5075	6662039	PY2020 Crosby MUD - Replacement of Waterlines	03J	LMA	\$498,876.49
2020	22	5075	6696017	PY2020 Crosby MUD - Replacement of Waterlines	03J	LMA	\$695.60
2020	25	5076	6661815	2020 PCT 1 - AID East Lorino Water and Sanitary Line Improvements	03J	LMA	\$328,512.68
2020	25	5076	6696785	2020 PCT 1 - AID East Lorino Water and Sanitary Line Improvements	03J	LMA	\$77,229.77
2020	25	5076	6719800	2020 PCT 1 - AID East Lorino Water and Sanitary Line Improvements	03J	LMA	\$57,361.00
2020	25	5076	6760108	2020 PCT 1 - AID East Lorino Water and Sanitary Line Improvements	03J	LMA	\$41,032.48
2020	25	5076	6773059	2020 PCT 1 - AID East Lorino Water and Sanitary Line Improvements	03J	LMA	\$37,276.10
2020	25	5076	6786455	2020 PCT 1 - AID East Lorino Water and Sanitary Line Improvements	03J	LMA	\$53,423.25
2020	25	5076	6795427	2020 PCT 1 - AID East Lorino Water and Sanitary Line Improvements	03J	LMA	\$30,654.60
2020	26	5255	6750883	Parkwood Estates Water Distribution Phase 2	03J	LMA	\$543,541.42
2020	26	5255	6760200	Parkwood Estates Water Distribution Phase 2	03J	LMA	\$145,275.90
2020	26	5255	6772873	Parkwood Estates Water Distribution Phase 2	03J	LMA	\$75,519.30
2020	26	5255	6833802	Parkwood Estates Water Distribution Phase 2	03J	LMA	\$16,666.55



Office of Community Planning and Development  
U.S. Department of Housing and Urban Development  
Integrated Disbursement and Information System  
PR26 - CDBG Financial Summary Report  
Program Year 2022  
HARRIS COUNTY , TX

DATE: 11-17-23  
TIME: 14:37  
PAGE: 3

Plan Year	IDIS Project	IDIS Activity	Voucher Number	Activity Name	Matrix Code	National Objective	Drawn Amount
2020	50	5131	6629675	Castlewood Drainage Improvements (2020)	03J	LMA	\$733,009.47
2020	50	5131	6642713	Castlewood Drainage Improvements (2020)	03J	LMA	\$311,707.43
2020	50	5131	6668773	Castlewood Drainage Improvements (2020)	03J	LMA	\$93,427.56
2020	50	5131	6697390	Castlewood Drainage Improvements (2020)	03J	LMA	\$5,040.86
2020	50	5131	6786483	Castlewood Drainage Improvements (2020)	03J	LMA	\$29,943.31
2020	50	5131	6797502	Castlewood Drainage Improvements (2020)	03J	LMA	\$61,312.70
2020	50	5131	6806140	Castlewood Drainage Improvements (2020)	03J	LMA	\$22,358.41
2021	31	5213	6697372	Sheldon MUD Waterline Improvements (2021)	03J	LMA	\$244,628.50
2021	31	5213	6721308	Sheldon MUD Waterline Improvements (2021)	03J	LMA	\$54,247.50
2021	31	5213	6760254	Sheldon MUD Waterline Improvements (2021)	03J	LMA	\$75,835.11
2021	31	5213	6817830	Sheldon MUD Waterline Improvements (2021)	03J	LMA	\$1,994.30
2021	41	5234	6719789	Jacinto City - North Side Water Mains and Fire Protection	03J	LMA	\$202,538.00
2022	12	5224	6772835	City of Jacinto City North Side Water Main and Fire Protection (2022)	03J	LMA	\$51,257.43
2022	12	5224	6795431	City of Jacinto City North Side Water Main and Fire Protection (2022)	03J	LMA	\$492,140.70
2022	12	5224	6802241	City of Jacinto City North Side Water Main and Fire Protection (2022)	03J	LMA	\$296,380.80
2022	12	5224	6815303	City of Jacinto City North Side Water Main and Fire Protection (2022)	03J	LMA	\$128,575.29
2022	12	5224	6830310	City of Jacinto City North Side Water Main and Fire Protection (2022)	03J	LMA	\$162,222.60
2022	12	5232	6795474	HC PCT 2 - Parkwood Estates Water Distribution System Ph III	03J	LMA	\$203,566.63
2022	12	5232	6797267	HC PCT 2 - Parkwood Estates Water Distribution System Ph III	03J	LMA	\$271,303.08
2022	12	5232	6815305	HC PCT 2 - Parkwood Estates Water Distribution System Ph III	03J	LMA	\$63,897.51
2022	12	5233	6772708	HC WCID 21 - Water Supply and Fire Protection Improvements Ph 2	03J	LMA	\$440,604.57
2022	12	5233	6795435	HC WCID 21 - Water Supply and Fire Protection Improvements Ph 2	03J	LMA	\$33,102.00
2022	12	5233	6802243	HC WCID 21 - Water Supply and Fire Protection Improvements Ph 2	03J	LMA	\$161,473.50
2022	12	5233	6815308	HC WCID 21 - Water Supply and Fire Protection Improvements Ph 2	03J	LMA	\$59,974.40
2022	12	5233	6831242	HC WCID 21 - Water Supply and Fire Protection Improvements Ph 2	03J	LMA	\$8,197.65
2022	12	5240	6795477	Sunbelt FWSD - Oakwilde Waterline Replacement (Phase 6)	03J	LMA	\$428,942.15
2022	12	5240	6809706	Sunbelt FWSD - Oakwilde Waterline Replacement (Phase 6)	03J	LMA	\$215,148.56
2022	12	5240	6815309	Sunbelt FWSD - Oakwilde Waterline Replacement (Phase 6)	03J	LMA	\$63,294.30
2022	12	5241	6795475	HC WCID 36 - Wastewater System Improvements Phase IV	03J	LMA	\$43,207.02
2022	12	5241	6802245	HC WCID 36 - Wastewater System Improvements Phase IV	03J	LMA	\$171,829.35
					03J	Matrix Code	\$8,329,328.15
2021	37	5212	6682837	Mossy Oaks Subdivision Rehab Project	03K	LMA	\$474,657.14
2021	37	5212	6721356	Mossy Oaks Subdivision Rehab Project	03K	LMA	\$544,744.38
2021	37	5212	6786518	Mossy Oaks Subdivision Rehab Project	03K	LMA	\$121,647.61
					03K	Matrix Code	\$1,141,049.13
2018	37	4970	6696496	PCT 3 - Sidewalk Project - Waterford, Alief 6 and Danish	03L	LMA	\$901.64
2018	37	4970	6804234	PCT 3 - Sidewalk Project - Waterford, Alief 6 and Danish	03L	LMA	\$410.20
					03L	Matrix Code	\$1,311.84
2020	39	5104	6638520	CCHP Salvation Army-Bridge to PSH Case Management/Navigation (COVID-19)	03T	LMC	\$397.68
2020	39	5104	6648577	CCHP Salvation Army-Bridge to PSH Case Management/Navigation (COVID-19)	03T	LMC	\$22,013.43
2020	39	5104	6661463	CCHP Salvation Army-Bridge to PSH Case Management/Navigation (COVID-19)	03T	LMC	\$21,157.69
2020	39	5104	6685767	CCHP Salvation Army-Bridge to PSH Case Management/Navigation (COVID-19)	03T	LMC	\$49,344.24
2020	39	5104	6689416	CCHP Salvation Army-Bridge to PSH Case Management/Navigation (COVID-19)	03T	LMC	\$161.87
2020	39	5104	6696967	CCHP Salvation Army-Bridge to PSH Case Management/Navigation (COVID-19)	03T	LMC	\$8,898.42
2020	39	5104	6712492	CCHP Salvation Army-Bridge to PSH Case Management/Navigation (COVID-19)	03T	LMC	\$6,986.35
2020	43	5084	6639124	CDBG Career and Recovery Resources - CCHP Bridge to PSH CM	03T	LMC	\$6,991.68
2020	43	5084	6648754	CDBG Career and Recovery Resources - CCHP Bridge to PSH CM	03T	LMC	\$14,354.68
2020	43	5084	6661449	CDBG Career and Recovery Resources - CCHP Bridge to PSH CM	03T	LMC	\$20,169.83
2020	43	5084	6666411	CDBG Career and Recovery Resources - CCHP Bridge to PSH CM	03T	LMC	\$19,558.26
2020	43	5084	6681337	CDBG Career and Recovery Resources - CCHP Bridge to PSH CM	03T	LMC	\$16,973.37
2020	43	5084	6696959	CDBG Career and Recovery Resources - CCHP Bridge to PSH CM	03T	LMC	\$17,584.62
2020	43	5084	6713738	CDBG Career and Recovery Resources - CCHP Bridge to PSH CM	03T	LMC	\$8,028.38
2022	17	5203	6700941	Housing Stability Case Management Program (2022)	03T	LMC	\$234,014.76
2022	17	5203	6721096	Housing Stability Case Management Program (2022)	03T	LMC	\$56,179.70
2022	17	5203	6774862	Housing Stability Case Management Program (2022)	03T	LMC	\$147,634.42
2022	17	5203	6799704	Housing Stability Case Management Program (2022)	03T	LMC	\$46,049.28
2022	17	5203	6823322	Housing Stability Case Management Program (2022)	03T	LMC	\$71,501.70
2022	17	5204	6683747	DENTAL CARE FOR THE HOMELESS (2022)	03T	LMC	\$26,221.30
2022	17	5204	6687556	DENTAL CARE FOR THE HOMELESS (2022)	03T	LMC	\$6,404.85
2022	17	5204	6696292	DENTAL CARE FOR THE HOMELESS (2022)	03T	LMC	\$7,058.00
2022	17	5204	6703657	DENTAL CARE FOR THE HOMELESS (2022)	03T	LMC	\$7,330.34
2022	17	5204	6718998	DENTAL CARE FOR THE HOMELESS (2022)	03T	LMC	\$6,283.66
2022	17	5204	6721333	DENTAL CARE FOR THE HOMELESS (2022)	03T	LMC	\$4,154.97
2022	17	5204	6742691	DENTAL CARE FOR THE HOMELESS (2022)	03T	LMC	\$6,433.91
2022	17	5204	6748588	DENTAL CARE FOR THE HOMELESS (2022)	03T	LMC	\$6,112.97
2022	17	5210	6684668	Housing Stability Case Management Program-SEARCH (2022)	03T	LMC	\$86,363.07
2022	17	5210	6696708	Housing Stability Case Management Program-SEARCH (2022)	03T	LMC	\$48,828.82
2022	17	5210	6703712	Housing Stability Case Management Program-SEARCH (2022)	03T	LMC	\$16,448.82
2022	17	5210	6713725	Housing Stability Case Management Program-SEARCH (2022)	03T	LMC	\$17,504.34
2022	17	5210	6721639	Housing Stability Case Management Program-SEARCH (2022)	03T	LMC	\$23,398.22





Office of Community Planning and Development  
U.S. Department of Housing and Urban Development  
Integrated Disbursement and Information System  
PR26 - CDBG Financial Summary Report  
Program Year 2022  
HARRIS COUNTY , TX

DATE: 11-17-23  
TIME: 14:37  
PAGE: 4

Plan Year	IDIS Project	IDIS Activity	Voucher Number	Activity Name	Matrix Code	National Objective	Drawn Amount
2022	17	5210	6742740	Housing Stability Case Management Program-SEARCH (2022)	03T	LMC	\$18,732.03
2022	17	5210	6748742	Housing Stability Case Management Program-SEARCH (2022)	03T	LMC	\$6,062.53
2022	17	5210	6766022	Housing Stability Case Management Program-SEARCH (2022)	03T	LMC	\$3,822.17
					03T	Matrix Code	\$1,059,160.36
2022	17	5205	6684035	IM - Meals on Wheels Case Work (2022)	05A	LMC	\$5,913.79
2022	17	5205	6688005	IM - Meals on Wheels Case Work (2022)	05A	LMC	\$2,725.36
2022	17	5205	6696310	IM - Meals on Wheels Case Work (2022)	05A	LMC	\$4,969.02
2022	17	5205	6703672	IM - Meals on Wheels Case Work (2022)	05A	LMC	\$4,169.51
2022	17	5205	6713465	IM - Meals on Wheels Case Work (2022)	05A	LMC	\$8,162.00
2022	17	5205	6721355	IM - Meals on Wheels Case Work (2022)	05A	LMC	\$7,286.93
2022	17	5205	6733823	IM - Meals on Wheels Case Work (2022)	05A	LMC	\$7,801.32
2022	17	5205	6748593	IM - Meals on Wheels Case Work (2022)	05A	LMC	\$8,972.07
2022	17	5206	6684179	NAM - Meals on Wheels Case Work (2022)	05A	LMC	\$18,362.29
2022	17	5206	6696489	NAM - Meals on Wheels Case Work (2022)	05A	LMC	\$10,811.45
2022	17	5206	6703688	NAM - Meals on Wheels Case Work (2022)	05A	LMC	\$4,530.40
2022	17	5206	6713557	NAM - Meals on Wheels Case Work (2022)	05A	LMC	\$4,526.91
2022	17	5206	6721412	NAM - Meals on Wheels Case Work (2022)	05A	LMC	\$4,539.02
2022	17	5206	6733834	NAM - Meals on Wheels Case Work (2022)	05A	LMC	\$6,385.54
2022	17	5206	6746234	NAM - Meals on Wheels Case Work (2022)	05A	LMC	\$4,566.11
2022	17	5206	6758566	NAM - Meals on Wheels Case Work (2022)	05A	LMC	\$2,762.28
2022	17	5207	6684272	NAM Young at Heart Senior Center Program (2022)	05A	LMC	\$2,960.32
2022	17	5207	6696533	NAM Young at Heart Senior Center Program (2022)	05A	LMC	\$7,058.46
2022	17	5207	6703703	NAM Young at Heart Senior Center Program (2022)	05A	LMC	\$1,648.22
2022	17	5207	6713676	NAM Young at Heart Senior Center Program (2022)	05A	LMC	\$1,166.70
2022	17	5207	6721590	NAM Young at Heart Senior Center Program (2022)	05A	LMC	\$466.68
2022	17	5207	6733863	NAM Young at Heart Senior Center Program (2022)	05A	LMC	\$700.02
2022	17	5207	6746311	NAM Young at Heart Senior Center Program (2022)	05A	LMC	\$1,750.05
2022	17	5207	6758697	NAM Young at Heart Senior Center Program (2022)	05A	LMC	\$2,566.74
2022	17	5209	6684607	TRANSPORTATION VOUCHER PROGRAM (2022)	05A	LMC	\$30,600.00
2022	17	5209	6688022	TRANSPORTATION VOUCHER PROGRAM (2022)	05A	LMC	\$8,100.00
2022	17	5209	6696686	TRANSPORTATION VOUCHER PROGRAM (2022)	05A	LMC	\$15,480.00
2022	17	5209	6713711	TRANSPORTATION VOUCHER PROGRAM (2022)	05A	LMC	\$7,380.00
2022	17	5209	6721630	TRANSPORTATION VOUCHER PROGRAM (2022)	05A	LMC	\$7,380.00
2022	17	5209	6742735	TRANSPORTATION VOUCHER PROGRAM (2022)	05A	LMC	\$14,760.00
2022	17	5209	6758735	TRANSPORTATION VOUCHER PROGRAM (2022)	05A	LMC	\$6,772.00
					05A	Matrix Code	\$215,273.19
2022	17	5201	6683700	Discovery Camp (2022)	05D	LMC	\$13,707.73
2022	17	5201	6687545	Discovery Camp (2022)	05D	LMC	\$11,603.90
2022	17	5201	6696261	Discovery Camp (2022)	05D	LMC	\$5,454.34
2022	17	5201	6733803	Discovery Camp (2022)	05D	LMC	\$4,468.52
2022	17	5201	6802845	Discovery Camp (2022)	05D	LMC	\$2,268.51
2022	17	5208	6684320	Precinct2gether - Out of School Time (2022)	05D	LMC	\$20,758.20
2022	17	5208	6688013	Precinct2gether - Out of School Time (2022)	05D	LMC	\$7,360.20
2022	17	5208	6730695	Precinct2gether - Out of School Time (2022)	05D	LMC	\$843.90
2022	17	5208	6733884	Precinct2gether - Out of School Time (2022)	05D	LMC	\$565.50
2022	17	5208	6827350	Precinct2gether - Out of School Time (2022)	05D	LMC	\$1,104.90
					05D	Matrix Code	\$68,135.70
2022	17	5202	6684743	Non-Emergency Medical Transportation (2022)	05E	LMC	\$206,084.78
2022	17	5202	6709667	Non-Emergency Medical Transportation (2022)	05E	LMC	\$88,131.88
2022	17	5202	6719375	Non-Emergency Medical Transportation (2022)	05E	LMC	\$13,077.21
2022	17	5202	6728531	Non-Emergency Medical Transportation (2022)	05E	LMC	\$87,773.77
2022	17	5202	6747788	Non-Emergency Medical Transportation (2022)	05E	LMC	\$66,670.91
2022	17	5202	6765689	Non-Emergency Medical Transportation (2022)	05E	LMC	\$59,750.02
2022	17	5202	6787561	Non-Emergency Medical Transportation (2022)	05E	LMC	\$78,635.02
2022	17	5202	6804513	Non-Emergency Medical Transportation (2022)	05E	LMC	\$7,376.41
					05E	Matrix Code	\$607,500.00
2022	17	5211	6696742	Safety Zone (2022)	05I	LMC	\$7,222.80
2022	17	5211	6703918	Safety Zone (2022)	05I	LMC	\$5,083.74
2022	17	5211	6715356	Safety Zone (2022)	05I	LMC	\$8,179.42
2022	17	5211	6721722	Safety Zone (2022)	05I	LMC	\$7,738.65
2022	17	5211	6730719	Safety Zone (2022)	05I	LMC	\$12,296.23
2022	17	5211	6742998	Safety Zone (2022)	05I	LMC	\$12,722.12
2022	17	5211	6766100	Safety Zone (2022)	05I	LMC	\$27,220.48
					05I	Matrix Code	\$80,463.44
2022	17	5199	6683690	Child Advocates Court Appointed Special Advocate Program (2022)	05N	LMC	\$27,294.35
2022	17	5199	6687538	Child Advocates Court Appointed Special Advocate Program (2022)	05N	LMC	\$7,054.04
2022	17	5199	6696233	Child Advocates Court Appointed Special Advocate Program (2022)	05N	LMC	\$17,633.74
2022	17	5199	6703438	Child Advocates Court Appointed Special Advocate Program (2022)	05N	LMC	\$13,067.87
2022	17	5200	6683694	CAC-Therapy & Interviewing Services (2022)	05N	LMC	\$23,327.38
2022	17	5200	6688053	CAC-Therapy & Interviewing Services (2022)	05N	LMC	\$12,596.93



Office of Community Planning and Development  
U.S. Department of Housing and Urban Development  
Integrated Disbursement and Information System  
PR26 - CDBG Financial Summary Report  
Program Year 2022  
HARRIS COUNTY , TX

DATE: 11-17-23  
TIME: 14:37  
PAGE: 5

Plan Year	IDIS Project	IDIS Activity	Voucher Number	Activity Name	Matrix Code	National Objective	Drawn Amount
2022	17	5200	6696244	CAC-Therapy & Interviewing Services (2022)	05N	LMC	\$16,989.89
2022	17	5200	6703458	CAC-Therapy & Interviewing Services (2022)	05N	LMC	\$9,623.20
2022	17	5200	6713371	CAC-Therapy & Interviewing Services (2022)	05N	LMC	\$5,523.21
2022	17	5200	6730672	CAC-Therapy & Interviewing Services (2022)	05N	LMC	\$3,619.80
2022	17	5200	6733505	CAC-Therapy & Interviewing Services (2022)	05N	LMC	\$2,535.29
2022	17	5200	6748475	CAC-Therapy & Interviewing Services (2022)	05N	LMC	\$784.30
					05N	Matrix Code	\$140,050.00
2020	42	5083	6646949	CDBG The Harris Center - CCHP Behavioral Health Response Team (COVID-19)	05O	LMC	\$42,517.92
2020	42	5083	6661442	CDBG The Harris Center - CCHP Behavioral Health Response Team (COVID-19)	05O	LMC	\$56,174.65
2020	42	5083	6673656	CDBG The Harris Center - CCHP Behavioral Health Response Team (COVID-19)	05O	LMC	\$15,318.88
2020	42	5083	6689394	CDBG The Harris Center - CCHP Behavioral Health Response Team (COVID-19)	05O	LMC	\$20,979.28
2020	42	5083	6696956	CDBG The Harris Center - CCHP Behavioral Health Response Team (COVID-19)	05O	LMC	\$16,719.65
2020	42	5083	6712488	CDBG The Harris Center - CCHP Behavioral Health Response Team (COVID-19)	05O	LMC	\$14,243.17
2020	42	5083	6713740	CDBG The Harris Center - CCHP Behavioral Health Response Team (COVID-19)	05O	LMC	\$6,710.53
					05O	Matrix Code	\$172,664.08
2017	26	4737	6756502	Health and Safety Home Repair Program	14A	LMH	\$1,415.81
2018	25	4797	6744636	Minor Home Repair Program (2018)	14A	LMH	\$35,882.33
2018	25	4797	6795450	Minor Home Repair Program (2018)	14A	LMH	\$5,150.00
2018	25	4797	6810654	Minor Home Repair Program (2018)	14A	LMH	\$5,507.33
2018	25	4887	6663510	Minor Home Repair/Alarcon, Salvador	14A	LMH	\$16,601.25
2018	25	4887	6767431	Minor Home Repair/Alarcon, Salvador	14A	LMH	\$873.75
2018	25	4897	6717247	Minor Home Repair/Vance, Tamika L.	14A	LMH	\$2,758.50
2018	25	4899	6663513	Minor Home Repair/Burgess, Kara	14A	LMH	\$14,455.44
2018	25	4899	6717250	Minor Home Repair/Burgess, Kara	14A	LMH	\$1,706.56
2018	25	4943	6663514	Minor Home Repair/Smith, Dorothy	14A	LMH	\$18,983.85
2018	25	4943	6777897	Minor Home Repair/Smith, Dorothy	14A	LMH	\$5,994.90
2018	25	4955	6663517	Minor Home Repair/Rainwater, Cynthia	14A	LMH	\$9,994.00
2018	25	4955	6717252	Minor Home Repair/Rainwater, Cynthia	14A	LMH	\$9,941.00
2018	25	4962	6663518	Minor Home Repair/Jackson, Sharon	14A	LMH	\$6,990.10
2018	25	4962	6755487	Minor Home Repair/Jackson, Sharon	14A	LMH	\$777.40
2018	25	4963	6663521	Minor Home Repair/Lagrone, Elbert	14A	LMH	\$18,068.50
2018	25	4985	6717253	Minor Home Repair/Hodge, Ray Delle	14A	LMH	\$18,097.50
2018	25	4985	6755479	Minor Home Repair/Hodge, Ray Delle	14A	LMH	\$1,308.50
2018	25	5031	6663524	Minor Home Repair/Medina, John	14A	LMH	\$17,242.75
2018	25	5031	6755482	Minor Home Repair/Medina, John	14A	LMH	\$6,287.57
2018	25	5031	6810655	Minor Home Repair/Medina, John	14A	LMH	\$1,238.43
2018	25	5034	6663522	Minor Home Repair/Handy, Ragy	14A	LMH	\$2,182.75
2018	25	5037	6663525	Minor Home Repair/Abdallah, Ahmad	14A	LMH	\$18,824.25
2018	25	5037	6755478	Minor Home Repair/Abdallah, Ahmad	14A	LMH	\$1,340.75
2018	25	5039	6663526	Minor Home Repair/Phillips, Sheila	14A	LMH	\$14,155.00
2018	25	5039	6717256	Minor Home Repair/Phillips, Sheila	14A	LMH	\$3,534.00
2018	25	5039	6777900	Minor Home Repair/Phillips, Sheila	14A	LMH	\$1,239.75
2018	25	5039	6810657	Minor Home Repair/Phillips, Sheila	14A	LMH	\$5,977.25
2018	25	5040	6663527	Minor Home Repair/Pulido, Herculano	14A	LMH	\$18,976.25
2018	25	5040	6717258	Minor Home Repair/Pulido, Herculano	14A	LMH	\$998.75
2018	25	5041	6663528	Minor Home Repair/Seals, Ira	14A	LMH	\$10,932.13
2018	25	5041	6717260	Minor Home Repair/Seals, Ira	14A	LMH	\$2,889.90
2018	25	5047	6755485	Minor Home Repair/Nguyen, Hoa	14A	LMH	\$13,931.75
2018	25	5047	6767101	Minor Home Repair/Nguyen, Hoa	14A	LMH	\$733.25
2018	25	5048	6663531	Minor Home Repair/Byrd, Tanya	14A	LMH	\$20,000.00
2018	25	5049	6663532	Minor Home Repair/Clark, Elizabeth	14A	LMH	\$18,940.15
2018	25	5049	6717261	Minor Home Repair/Clark, Elizabeth	14A	LMH	\$996.85
2018	25	5070	6717264	Minor Home Repair/Hansome, Vickie	14A	LMH	\$12,272.25
2018	25	5072	6717266	Minor Home Repair/Garrett, Syphonia	14A	LMH	\$27,804.60
2018	25	5072	6795444	Minor Home Repair/Garrett, Syphonia	14A	LMH	\$7,194.40
2018	25	5073	6717268	Minor Home Repair/Palmer, Harriet Smith	14A	LMH	\$17,206.40
2018	25	5073	6822923	Minor Home Repair/Palmer, Harriet Smith	14A	LMH	\$7,777.35
2019	21	4991	6665333	Health and Safety/Burns, Anita Morton	14A	LMH	\$947.75
2019	21	5001	6665332	Health and Safety/Franzella, Kathy M.	14A	LMH	\$9,905.00
2019	21	5051	6665334	Health and Safety/Rodriguez, Lupe	14A	LMH	\$8,900.00
2019	21	5180	6760814	Health and Safety/Williams, Doris	14A	LMH	\$15,208.55
2019	21	5180	6787006	Health and Safety/Williams, Doris	14A	LMH	\$2,626.45
2019	22	4967	6647197	Minor Home Repair/Holcombe, Sara E.	14A	LMH	\$4,790.75
2019	22	4972	6647195	Minor Home Repair/Guidry, Terry J.	14A	LMH	\$2,262.10
2019	22	4981	6738604	Minor Home Repair (2019)	14A	LMH	\$10,813.91
2019	22	4981	6761754	Minor Home Repair (2019)	14A	LMH	\$12,976.87
2019	22	5002	6647193	Minor Home Repair/Harris, Donna Marlee	14A	LMH	\$941.25
2019	22	5064	6665474	Minor Home Repair/Jenkins, Willie F.	14A	LMH	\$19,930.00
2019	22	5064	6761797	Minor Home Repair/Jenkins, Willie F.	14A	LMH	\$4,290.00
2019	22	5093	6761798	Minor Home Repair/Garcia, Jeronimo	14A	LMH	\$26,989.50
2019	22	5093	6787004	Minor Home Repair/Garcia, Jeronimo	14A	LMH	\$5,180.50



Office of Community Planning and Development  
U.S. Department of Housing and Urban Development  
Integrated Disbursement and Information System  
PR26 - CDBG Financial Summary Report  
Program Year 2022  
HARRIS COUNTY , TX

DATE: 11-17-23  
TIME: 14:37  
PAGE: 6

Plan Year	IDIS Project	IDIS Activity	Voucher Number	Activity Name	Matrix Code	National Objective	Drawn Amount
2019	22	5094	6647190	Minor Home Repair/West, Jo Anne	14A	LMH	\$11,086.50
2019	22	5094	6717712	Minor Home Repair/West, Jo Anne	14A	LMH	\$15,086.00
2019	22	5094	6761796	Minor Home Repair/West, Jo Anne	14A	LMH	\$7,492.50
2021	23	5134	6810660	Minor Home Repair /Patterson, Rosa	14A	LMH	\$19,000.00
2021	23	5136	6679766	Minor Home Repair/Smith, Sherlie	14A	LMH	\$9,861.00
2021	23	5136	6744182	Minor Home Repair/Smith, Sherlie	14A	LMH	\$17,338.45
2021	23	5136	6755451	Minor Home Repair/Smith, Sherlie	14A	LMH	\$3,918.55
2021	23	5139	6663623	Minor Home Repair/Jackson, Julene	14A	LMH	\$29,445.25
2021	23	5139	6679758	Minor Home Repair/Jackson, Julene	14A	LMH	\$8,880.75
2021	23	5140	6663625	Minor Home Repair/Wickers, Patricia	14A	LMH	\$19,000.00
2021	23	5140	6688738	Minor Home Repair/Wickers, Patricia	14A	LMH	\$2,947.00
2021	23	5141	6663624	Minor Home Repair/Curette, Yetta	14A	LMH	\$29,203.00
2021	23	5141	6688734	Minor Home Repair/Curette, Yetta	14A	LMH	\$4,337.00
2021	23	5143	6744184	Minor Home Repair/Virami, Nafisa	14A	LMH	\$37,964.85
2021	23	5143	6761608	Minor Home Repair/Virami, Nafisa	14A	LMH	\$4,867.15
2021	23	5144	6663626	Minor Home Repair/Diaz, Lastenia	14A	LMH	\$34,988.50
2021	23	5144	6688743	Minor Home Repair/Diaz, Lastenia	14A	LMH	\$5,011.50
2021	23	5146	6744185	Minor Home Repair/Butler, Bobby	14A	LMH	\$15,366.25
2021	23	5146	6761531	Minor Home Repair/Butler, Bobby	14A	LMH	\$4,474.50
2021	23	5146	6786995	Minor Home Repair/Butler, Bobby	14A	LMH	\$2,986.25
2021	23	5149	6744186	Minor Home Repair/Nguyen, An	14A	LMH	\$32,701.85
2021	23	5149	6786840	Minor Home Repair/Nguyen, An	14A	LMH	\$1,721.15
2021	23	5150	6744187	Minor Home Repair/Moorring, Gwendolyn	14A	LMH	\$49,917.78
2021	23	5150	6755453	Minor Home Repair/Moorring, Gwendolyn	14A	LMH	\$7,603.73
2021	23	5151	6663627	Minor Home Repair/Debenport, Giles and Kristen	14A	LMH	\$12,967.50
2021	23	5151	6679765	Minor Home Repair/Debenport, Giles and Kristen	14A	LMH	\$12,364.25
2021	23	5151	6688741	Minor Home Repair/Debenport, Giles and Kristen	14A	LMH	\$12,046.00
2021	23	5151	6744189	Minor Home Repair/Debenport, Giles and Kristen	14A	LMH	\$11,803.50
2021	23	5153	6679761	Minor Home Repair/Sims, Debra	14A	LMH	\$6,849.50
2021	23	5153	6744190	Minor Home Repair/Sims, Debra	14A	LMH	\$34,646.50
2021	23	5154	6744191	Minor Home Repair/Jenkins, Michael F.	14A	LMH	\$47,292.00
2021	23	5156	6795727	Minor Home Repair/Shostak, Judith	14A	LMH	\$19,000.00
2021	23	5157	6786997	Minor Home Repair/Latson, Lisa	14A	LMH	\$17,993.00
2021	23	5157	6798025	Minor Home Repair/Latson, Lisa	14A	LMH	\$1,532.00
2021	23	5159	6663628	Minor Home Repair/Gaines, Velma	14A	LMH	\$10,723.60
2021	23	5159	6744192	Minor Home Repair/Gaines, Velma	14A	LMH	\$8,201.35
2021	23	5159	6786855	Minor Home Repair/Gaines, Velma	14A	LMH	\$996.05
2021	23	5160	6679768	Minor Home Repair/McAllister, Odelia	14A	LMH	\$14,592.00
2021	23	5160	6744193	Minor Home Repair/McAllister, Odelia	14A	LMH	\$29,430.00
2021	23	5163	6787002	Minor Home Repair/Wright, Deiedre	14A	LMH	\$7,538.25
2021	23	5163	6798026	Minor Home Repair/Wright, Deiedre	14A	LMH	\$9,167.50
2021	23	5163	6810663	Minor Home Repair/Wright, Deiedre	14A	LMH	\$2,862.25
2021	23	5164	6744194	Minor Home Repair/Cockrell, Joseph	14A	LMH	\$14,407.00
2021	23	5164	6761529	Minor Home Repair/Cockrell, Joseph	14A	LMH	\$4,427.00
2021	23	5166	6744195	Minor Home Repair/Hernandez, Celso	14A	LMH	\$29,999.31
2021	23	5170	6795730	Minor Home Repair/Babineaux, Eleanor	14A	LMH	\$26,381.50
2021	23	5172	6663630	Minor Home Repair/Rodgers, Glenn	14A	LMH	\$21,194.50
2021	23	5172	6688739	Minor Home Repair/Rodgers, Glenn	14A	LMH	\$5,229.75
2021	23	5172	6744387	Minor Home Repair/Rodgers, Glenn	14A	LMH	\$8,344.50
2021	23	5183	6787003	Minor Home Repair/Sanchez, Gregoria	14A	LMH	\$36,881.85
2021	23	5189	6810661	Minor Home Repair/Marion, Sarah	14A	LMH	\$8,349.55
2021	23	5189	6822860	Minor Home Repair/Marion, Sarah	14A	LMH	\$13,863.35
2021	23	5191	6795732	Minor Home Repair/Hanchett, Kimberley	14A	LMH	\$15,109.75
2021	23	5191	6810664	Minor Home Repair/Hanchett, Kimberley	14A	LMH	\$2,940.25
2021	23	5192	6810665	Minor Home Repair/Hansome, Vicki	14A	LMH	\$6,334.60
2021	23	5192	6816525	Minor Home Repair/Hansome, Vicki	14A	LMH	\$333.40
2021	23	5193	6688621	Minor Home Repair Placeholder	14A	LMH	\$9,136.95
2021	23	5193	6755278	Minor Home Repair Placeholder	14A	LMH	\$75,271.08
2021	23	5193	6795441	Minor Home Repair Placeholder	14A	LMH	\$5,800.00
2021	23	5193	6810673	Minor Home Repair Placeholder	14A	LMH	\$40,870.27
2021	23	5220	6812447	Minor Home Repair/Merrell, Darlene	14A	LMH	\$15,674.05
2022	10	5235	6810644	Minor Home Repair/Li, Hui Q.	14A	LMH	\$25,512.25
2022	10	5239	6810646	Minor Home Repair/Bell, Mildred	14A	LMH	\$22,222.40
2022	10	5239	6822916	Minor Home Repair/Bell, Mildred	14A	LMH	\$13,024.50
2022	10	5244	6810652	Minor Home Repair/Thornton, Ella Mae	14A	LMH	\$12,397.50
2022	10	5277	6823279	Minor Home Repair/Seals, Ira	14A	LMH	\$4,985.60
2022	25	5263	6788196	Kenswick	14A	LMH	\$1,886,035.84
2022	25	5263	6796140	Kenswick	14A	LMH	\$362,088.39
2022	25	5263	6809675	Kenswick	14A	LMH	\$3,000.00
					14A	Matrix Code	\$3,837,965.78
2021	45	5262	6793603	Single Family Affordable Housing Initiative (Activity A)	14G	LMH	\$348,839.69



Office of Community Planning and Development  
U.S. Department of Housing and Urban Development  
Integrated Disbursement and Information System  
PR26 - CDBG Financial Summary Report  
Program Year 2022  
HARRIS COUNTY , TX

DATE: 11-17-23  
TIME: 14:37  
PAGE: 7

Plan Year	IDIS Project	IDIS Activity	Voucher Number	Activity Name	Matrix Code	National Objective	Drawn Amount
2021	45	5262	6802250	Single Family Affordable Housing Initiative (Activity A)	14G	LMH	\$84,481.29
2021	45	5262	6809750	Single Family Affordable Housing Initiative (Activity A)	14G	LMH	\$33,897.37
2021	45	5262	6815302	Single Family Affordable Housing Initiative (Activity A)	14G	LMH	\$19,746.34
2021	45	5262	6822962	Single Family Affordable Housing Initiative (Activity A)	14G	LMH	\$39,444.26
2021	45	5275	6790636	Single Family Affordable Housing Initiative (Activity C)	14G	LMH	\$206,969.51
2021	45	5275	6795725	Single Family Affordable Housing Initiative (Activity C)	14G	LMH	\$79,978.49
2021	45	5275	6802251	Single Family Affordable Housing Initiative (Activity C)	14G	LMH	\$18,963.00
2021	45	5275	6809875	Single Family Affordable Housing Initiative (Activity C)	14G	LMH	\$81,475.37
					14G	Matrix Code	\$913,795.32
2020	29	5066	6704566	HCPH Lead Based Paint (2020)	14I	LMH	\$160,264.51
2022	11	5229	6717553	HC Lead Based Paint	14I	LMH	\$128,975.02
2022	11	5229	6730953	HC Lead Based Paint	14I	LMH	\$48,484.10
2022	11	5229	6776120	HC Lead Based Paint	14I	LMH	\$80,407.52
2022	11	5229	6796503	HC Lead Based Paint	14I	LMH	\$27,267.52
2022	11	5229	6807281	HC Lead Based Paint	14I	LMH	\$14,865.84
					14I	Matrix Code	\$460,264.51
Total							\$19,431,553.89

LINE 27 DETAIL: ACTIVITIES INCLUDED IN THE COMPUTATION OF LINE 27

Plan Year	IDIS Project	IDIS Activity	Voucher Number	Activity to prevent, prepare for, and respond to Coronavirus	Activity Name	Grant Number	Fund Type	Matrix Code	National Objective	Drawn Amount
2020	39	5104	6638520	Yes	CCHP Salvation Army-Bridge to PSH Case Management/Navigation (COVID-19)	B19UC480002	EN	03T	LMC	\$397.68
2020	39	5104	6648577	Yes	CCHP Salvation Army-Bridge to PSH Case Management/Navigation (COVID-19)	B19UC480002	EN	03T	LMC	\$22,013.43
2020	39	5104	6661463	Yes	CCHP Salvation Army-Bridge to PSH Case Management/Navigation (COVID-19)	B19UC480002	EN	03T	LMC	\$21,157.69
2020	39	5104	6685767	Yes	CCHP Salvation Army-Bridge to PSH Case Management/Navigation (COVID-19)	B19UC480002	EN	03T	LMC	\$49,344.24
2020	39	5104	6689416	Yes	CCHP Salvation Army-Bridge to PSH Case Management/Navigation (COVID-19)	B19UC480002	EN	03T	LMC	\$161.87
2020	39	5104	6696967	Yes	CCHP Salvation Army-Bridge to PSH Case Management/Navigation (COVID-19)	B19UC480002	EN	03T	LMC	\$8,898.42
2020	39	5104	6712492	Yes	CCHP Salvation Army-Bridge to PSH Case Management/Navigation (COVID-19)	B19UC480002	EN	03T	LMC	\$6,986.35
2020	43	5084	6639124	Yes	CDBG Career and Recovery Resources - CCHP Bridge to PSH CM	B20UC480002	EN	03T	LMC	\$6,991.68
2020	43	5084	6648754	Yes	CDBG Career and Recovery Resources - CCHP Bridge to PSH CM	B20UC480002	EN	03T	LMC	\$14,354.68
2020	43	5084	6661449	Yes	CDBG Career and Recovery Resources - CCHP Bridge to PSH CM	B20UC480002	EN	03T	LMC	\$20,169.83
2020	43	5084	6666411	Yes	CDBG Career and Recovery Resources - CCHP Bridge to PSH CM	B20UC480002	EN	03T	LMC	\$19,558.26
2020	43	5084	6681337	Yes	CDBG Career and Recovery Resources - CCHP Bridge to PSH CM	B20UC480002	EN	03T	LMC	\$16,973.37
2020	43	5084	6696959	Yes	CDBG Career and Recovery Resources - CCHP Bridge to PSH CM	B20UC480002	EN	03T	LMC	\$17,584.62
2020	43	5084	6713738	Yes	CDBG Career and Recovery Resources - CCHP Bridge to PSH CM	B20UC480002	EN	03T	LMC	\$8,028.38
2022	17	5203	6700941	No	Housing Stability Case Management Program (2022)	B22UC480002	EN	03T	LMC	\$206,644.27
2022	17	5203	6700941	No	Housing Stability Case Management Program (2022)	B22UC480002	PI	03T	LMC	\$27,370.49
2022	17	5203	6721096	No	Housing Stability Case Management Program (2022)	B22UC480002	EN	03T	LMC	\$56,179.70
2022	17	5203	6774862	No	Housing Stability Case Management Program (2022)	B22UC480002	EN	03T	LMC	\$147,634.42
2022	17	5203	6799704	No	Housing Stability Case Management Program (2022)	B22UC480002	EN	03T	LMC	\$46,049.28
2022	17	5203	6823322	No	Housing Stability Case Management Program (2022)	B22UC480002	EN	03T	LMC	\$71,501.70
2022	17	5204	6683747	No	DENTAL CARE FOR THE HOMELESS (2022)	B22UC480002	EN	03T	LMC	\$26,221.30
2022	17	5204	6687556	No	DENTAL CARE FOR THE HOMELESS (2022)	B22UC480002	EN	03T	LMC	\$6,404.85
2022	17	5204	6696292	No	DENTAL CARE FOR THE HOMELESS (2022)	B22UC480002	EN	03T	LMC	\$7,058.00
2022	17	5204	6703657	No	DENTAL CARE FOR THE HOMELESS (2022)	B22UC480002	EN	03T	LMC	\$7,330.34
2022	17	5204	6718998	No	DENTAL CARE FOR THE HOMELESS (2022)	B22UC480002	EN	03T	LMC	\$6,283.66
2022	17	5204	6721333	No	DENTAL CARE FOR THE HOMELESS (2022)	B22UC480002	EN	03T	LMC	\$4,154.97
2022	17	5204	6742691	No	DENTAL CARE FOR THE HOMELESS (2022)	B22UC480002	EN	03T	LMC	\$6,433.91
2022	17	5204	6748588	No	DENTAL CARE FOR THE HOMELESS (2022)	B22UC480002	EN	03T	LMC	\$6,112.97
2022	17	5210	6684668	No	Housing Stability Case Management Program-SEARCH (2022)	B22UC480002	EN	03T	LMC	\$86,363.07
2022	17	5210	6696708	No	Housing Stability Case Management Program-SEARCH (2022)	B22UC480002	EN	03T	LMC	\$48,828.82
2022	17	5210	6703712	No	Housing Stability Case Management Program-SEARCH (2022)	B22UC480002	EN	03T	LMC	\$16,448.82
2022	17	5210	6713725	No	Housing Stability Case Management Program-SEARCH (2022)	B22UC480002	EN	03T	LMC	\$17,504.34
2022	17	5210	6721639	No	Housing Stability Case Management Program-SEARCH (2022)	B22UC480002	EN	03T	LMC	\$23,398.22
2022	17	5210	6742740	No	Housing Stability Case Management Program-SEARCH (2022)	B22UC480002	EN	03T	LMC	\$18,732.03
2022	17	5210	6748742	No	Housing Stability Case Management Program-SEARCH (2022)	B22UC480002	EN	03T	LMC	\$6,062.53
2022	17	5210	6766022	No	Housing Stability Case Management Program-SEARCH (2022)	B22UC480002	EN	03T	LMC	\$3,822.17
2022	17	5205	6684035	No	IM - Meals on Wheels Case Work (2022)	B22UC480002	EN	05A	LMC	\$1,059,160.36
2022	17	5205	6688005	No	IM - Meals on Wheels Case Work (2022)	B22UC480002	EN	05A	LMC	\$5,913.79
										\$2,725.36





Office of Community Planning and Development  
U.S. Department of Housing and Urban Development  
Integrated Disbursement and Information System  
PR26 - CDBG Financial Summary Report  
Program Year 2022  
HARRIS COUNTY , TX

DATE: 11-17-23  
TIME: 14:37  
PAGE: 8

Plan Year	IDIS Project	IDIS Activity	Voucher Number	Activity to prevent, prepare for, and respond to Coronavirus	Activity Name	Grant Number	Fund Type	Matrix Code	National Objective	Drawn Amount
2022	17	5205	6696310	No	IM - Meals on Wheels Case Work (2022)	B22UC480002	EN	05A	LMC	\$4,969.02
2022	17	5205	6703672	No	IM - Meals on Wheels Case Work (2022)	B22UC480002	EN	05A	LMC	\$4,169.51
2022	17	5205	6713465	No	IM - Meals on Wheels Case Work (2022)	B22UC480002	EN	05A	LMC	\$8,162.00
2022	17	5205	6721355	No	IM - Meals on Wheels Case Work (2022)	B22UC480002	EN	05A	LMC	\$7,286.93
2022	17	5205	6733823	No	IM - Meals on Wheels Case Work (2022)	B22UC480002	EN	05A	LMC	\$7,801.32
2022	17	5205	6748593	No	IM - Meals on Wheels Case Work (2022)	B22UC480002	EN	05A	LMC	\$8,972.07
2022	17	5206	6684179	No	NAM - Meals on Wheels Case Work (2022)	B22UC480002	EN	05A	LMC	\$18,362.29
2022	17	5206	6696489	No	NAM - Meals on Wheels Case Work (2022)	B22UC480002	EN	05A	LMC	\$10,811.45
2022	17	5206	6703688	No	NAM - Meals on Wheels Case Work (2022)	B22UC480002	EN	05A	LMC	\$4,530.40
2022	17	5206	6713557	No	NAM - Meals on Wheels Case Work (2022)	B22UC480002	EN	05A	LMC	\$4,526.91
2022	17	5206	6721412	No	NAM - Meals on Wheels Case Work (2022)	B22UC480002	EN	05A	LMC	\$4,539.02
2022	17	5206	6733834	No	NAM - Meals on Wheels Case Work (2022)	B22UC480002	EN	05A	LMC	\$6,385.54
2022	17	5206	6746234	No	NAM - Meals on Wheels Case Work (2022)	B22UC480002	EN	05A	LMC	\$4,566.11
2022	17	5206	6758566	No	NAM - Meals on Wheels Case Work (2022)	B22UC480002	EN	05A	LMC	\$2,762.28
2022	17	5207	6684272	No	NAM Young at Heart Senior Center Program (2022)	B22UC480002	EN	05A	LMC	\$2,960.32
2022	17	5207	6696533	No	NAM Young at Heart Senior Center Program (2022)	B22UC480002	EN	05A	LMC	\$7,058.46
2022	17	5207	6703703	No	NAM Young at Heart Senior Center Program (2022)	B22UC480002	EN	05A	LMC	\$1,648.22
2022	17	5207	6713676	No	NAM Young at Heart Senior Center Program (2022)	B22UC480002	EN	05A	LMC	\$1,166.70
2022	17	5207	6721590	No	NAM Young at Heart Senior Center Program (2022)	B22UC480002	EN	05A	LMC	\$466.68
2022	17	5207	6733863	No	NAM Young at Heart Senior Center Program (2022)	B22UC480002	EN	05A	LMC	\$700.02
2022	17	5207	6746311	No	NAM Young at Heart Senior Center Program (2022)	B22UC480002	EN	05A	LMC	\$1,750.05
2022	17	5207	6758697	No	NAM Young at Heart Senior Center Program (2022)	B22UC480002	EN	05A	LMC	\$2,566.74
2022	17	5209	6684607	No	TRANSPORTATION VOUCHER PROGRAM (2022)	B22UC480002	EN	05A	LMC	\$30,600.00
2022	17	5209	6688022	No	TRANSPORTATION VOUCHER PROGRAM (2022)	B22UC480002	EN	05A	LMC	\$8,100.00
2022	17	5209	6696686	No	TRANSPORTATION VOUCHER PROGRAM (2022)	B22UC480002	EN	05A	LMC	\$15,480.00
2022	17	5209	6713711	No	TRANSPORTATION VOUCHER PROGRAM (2022)	B22UC480002	EN	05A	LMC	\$7,380.00
2022	17	5209	6721630	No	TRANSPORTATION VOUCHER PROGRAM (2022)	B22UC480002	EN	05A	LMC	\$7,380.00
2022	17	5209	6742735	No	TRANSPORTATION VOUCHER PROGRAM (2022)	B22UC480002	EN	05A	LMC	\$14,760.00
2022	17	5209	6758735	No	TRANSPORTATION VOUCHER PROGRAM (2022)	B22UC480002	EN	05A	LMC	\$6,772.00
									05A Matrix Code	\$215,273.19
2022	17	5201	6683700	No	Discovery Camp (2022)	B22UC480002	EN	05D	LMC	\$13,707.73
2022	17	5201	6687545	No	Discovery Camp (2022)	B22UC480002	EN	05D	LMC	\$11,603.90
2022	17	5201	6696261	No	Discovery Camp (2022)	B22UC480002	EN	05D	LMC	\$5,454.34
2022	17	5201	6733803	No	Discovery Camp (2022)	B22UC480002	EN	05D	LMC	\$4,468.52
2022	17	5201	6802845	No	Discovery Camp (2022)	B22UC480002	EN	05D	LMC	\$2,268.51
2022	17	5208	6684320	No	Precinct2gether - Out of School Time (2022)	B22UC480002	EN	05D	LMC	\$20,758.20
2022	17	5208	6688013	No	Precinct2gether - Out of School Time (2022)	B22UC480002	EN	05D	LMC	\$7,360.20
2022	17	5208	6730695	No	Precinct2gether - Out of School Time (2022)	B22UC480002	EN	05D	LMC	\$843.90
2022	17	5208	6733884	No	Precinct2gether - Out of School Time (2022)	B22UC480002	EN	05D	LMC	\$565.50
2022	17	5208	6827350	No	Precinct2gether - Out of School Time (2022)	B22UC480002	EN	05D	LMC	\$1,104.90
									05D Matrix Code	\$68,135.70
2022	17	5202	6684743	No	Non-Emergency Medical Transportation (2022)	B22UC480002	EN	05E	LMC	\$206,084.78
2022	17	5202	6709667	No	Non-Emergency Medical Transportation (2022)	B22UC480002	EN	05E	LMC	\$88,131.88
2022	17	5202	6719375	No	Non-Emergency Medical Transportation (2022)	B22UC480002	EN	05E	LMC	\$13,077.21
2022	17	5202	6728531	No	Non-Emergency Medical Transportation (2022)	B22UC480002	EN	05E	LMC	\$87,773.77
2022	17	5202	6747788	No	Non-Emergency Medical Transportation (2022)	B22UC480002	EN	05E	LMC	\$66,670.91
2022	17	5202	6765689	No	Non-Emergency Medical Transportation (2022)	B22UC480002	EN	05E	LMC	\$59,750.02
2022	17	5202	6787561	No	Non-Emergency Medical Transportation (2022)	B22UC480002	EN	05E	LMC	\$78,635.02
2022	17	5202	6804513	No	Non-Emergency Medical Transportation (2022)	B22UC480002	EN	05E	LMC	\$7,376.41
									05E Matrix Code	\$607,500.00
2022	17	5211	6696742	No	Safety Zone (2022)	B22UC480002	EN	05I	LMC	\$7,222.80
2022	17	5211	6703918	No	Safety Zone (2022)	B22UC480002	EN	05I	LMC	\$5,083.74
2022	17	5211	6715356	No	Safety Zone (2022)	B22UC480002	EN	05I	LMC	\$8,179.42
2022	17	5211	6721722	No	Safety Zone (2022)	B22UC480002	EN	05I	LMC	\$7,738.65
2022	17	5211	6730719	No	Safety Zone (2022)	B22UC480002	EN	05I	LMC	\$12,296.23
2022	17	5211	6742998	No	Safety Zone (2022)	B22UC480002	EN	05I	LMC	\$12,722.12
2022	17	5211	6766100	No	Safety Zone (2022)	B22UC480002	EN	05I	LMC	\$27,220.48
									05I Matrix Code	\$80,463.44
2022	17	5199	6683690	No	Child Advocates Court Appointed Special Advocate Program (2022)	B22UC480002	EN	05N	LMC	\$27,294.35
2022	17	5199	6687538	No	Child Advocates Court Appointed Special Advocate Program (2022)	B22UC480002	EN	05N	LMC	\$7,054.04
2022	17	5199	6696233	No	Child Advocates Court Appointed Special Advocate Program (2022)	B22UC480002	EN	05N	LMC	\$17,633.74
2022	17	5199	6703438	No	Child Advocates Court Appointed Special Advocate Program (2022)	B22UC480002	EN	05N	LMC	\$13,067.87
2022	17	5200	6683694	No	CAC-Therapy & Interviewing Services (2022)	B22UC480002	EN	05N	LMC	\$23,327.38
2022	17	5200	6688053	No	CAC-Therapy & Interviewing Services (2022)	B22UC480002	EN	05N	LMC	\$12,596.93
2022	17	5200	6696244	No	CAC-Therapy & Interviewing Services (2022)	B22UC480002	EN	05N	LMC	\$16,989.89
2022	17	5200	6703458	No	CAC-Therapy & Interviewing Services (2022)	B22UC480002	EN	05N	LMC	\$9,623.20
2022	17	5200	6713371	No	CAC-Therapy & Interviewing Services (2022)	B22UC480002	EN	05N	LMC	\$5,523.21



Office of Community Planning and Development  
U.S. Department of Housing and Urban Development  
Integrated Disbursement and Information System  
PR26 - CDBG Financial Summary Report  
Program Year 2022  
HARRIS COUNTY , TX

DATE: 11-17-23  
TIME: 14:37  
PAGE: 9

Plan Year	IDIS Project	IDIS Activity	Voucher Number	Activity to prevent, prepare for, and respond to Coronavirus	Activity Name	Grant Number	Fund Type	Matrix Code	National Objective	Drawn Amount
2022	17	5200	6730672	No	CAC-Therapy & Interviewing Services (2022)	B22UC480002	EN	05N	LMC	\$3,619.80
2022	17	5200	6733505	No	CAC-Therapy & Interviewing Services (2022)	B22UC480002	EN	05N	LMC	\$2,535.29
2022	17	5200	6748475	No	CAC-Therapy & Interviewing Services (2022)	B22UC480002	EN	05N	LMC	\$784.30
								05N	Matrix Code	\$140,050.00
2020	42	5083	6646949	Yes	CDBG The Harris Center - CCHP Behavioral Health Response Team (COVID-19)	B19UC480002	EN	05O	LMC	\$42,517.92
2020	42	5083	6661442	Yes	CDBG The Harris Center - CCHP Behavioral Health Response Team (COVID-19)	B19UC480002	EN	05O	LMC	\$56,174.65
2020	42	5083	6673656	Yes	CDBG The Harris Center - CCHP Behavioral Health Response Team (COVID-19)	B19UC480002	EN	05O	LMC	\$15,318.88
2020	42	5083	6689394	Yes	CDBG The Harris Center - CCHP Behavioral Health Response Team (COVID-19)	B19UC480002	EN	05O	LMC	\$20,979.28
2020	42	5083	6696956	Yes	CDBG The Harris Center - CCHP Behavioral Health Response Team (COVID-19)	B19UC480002	EN	05O	LMC	\$16,719.65
2020	42	5083	6712488	Yes	CDBG The Harris Center - CCHP Behavioral Health Response Team (COVID-19)	B19UC480002	EN	05O	LMC	\$14,243.17
2020	42	5083	6713740	Yes	CDBG The Harris Center - CCHP Behavioral Health Response Team (COVID-19)	B19UC480002	EN	05O	LMC	\$6,710.53
								05O	Matrix Code	\$172,664.08
				No	Activity to prevent, prepare for, and respond to Coronavirus					\$1,957,962.19
				Yes	Activity to prevent, prepare for, and respond to Coronavirus					\$385,284.58
Total										\$2,343,246.77

LINE 37 DETAIL: ACTIVITIES INCLUDED IN THE COMPUTATION OF LINE 37

Plan Year	IDIS Project	IDIS Activity	Voucher Number	Activity Name	Matrix Code	National Objective	Drawn Amount
2022	1	5221	6684909	Harris County CDBG Admin (2022)	21A		\$752,281.87
2022	1	5221	6684916	Harris County CDBG Admin (2022)	21A		\$342,305.29
2022	1	5221	6684919	Harris County CDBG Admin (2022)	21A		\$333,089.92
2022	1	5221	6693030	Harris County CDBG Admin (2022)	21A		\$457,821.06
2022	1	5221	6703304	Harris County CDBG Admin (2022)	21A		\$340,164.44
2022	1	5221	6716678	Harris County CDBG Admin (2022)	21A		\$248,277.91
2022	1	5221	6727421	Harris County CDBG Admin (2022)	21A		\$329,825.51
2022	1	5221	6728362	Harris County CDBG Admin (2022)	21A		\$6,843.39
2022	1	5221	6796606	Harris County CDBG Admin (2022)	21A		\$48,970.25
					21A	Matrix Code	\$2,859,579.64
Total							\$2,859,579.64